



DURATION WINDOWS

Combination Units Secondary Glazing Section Identification

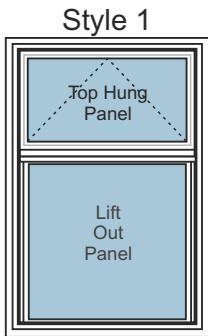
Contents

- Overview - Combination Examples Page 2
- Mullion / Transom Page 3
- Style 1 - Top Hung Over A Lift Out Page 4
- Style 2 - Lift Out Over A Top Hung Page 5
- Style 3 - Lift Out Over A Lift Out Page 6
- Style 4 - Top Hung Over A Top Hung Page 7
- Style 5 - Side Hung Next To A Lift Out Page 8
- Style 6 - Lift Out Next To A Lift Out Page 9
- Style 7 - Two Top Hungs Over A Lift Out Page 10

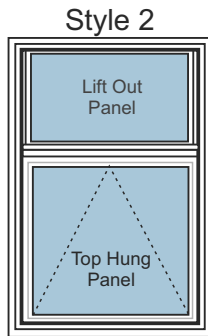


Combination Examples With Recommended Sizes

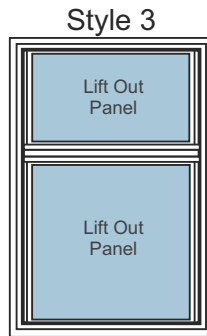
These units are supplied in one outer frame which is divided by a slim-line transom / mullion for aesthetic appeal and for prime window sight-line alignment.



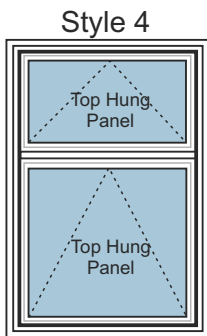
Page 4



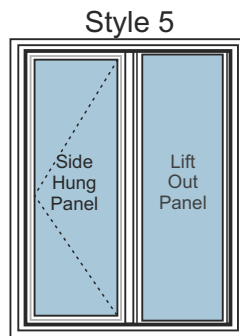
Page 5



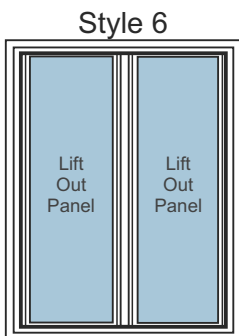
Page 6



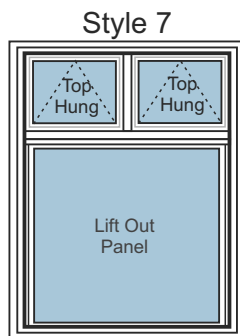
Page 7



Page 8



Page 9



Page 10

Recommended Max Sizes

Top Hung / Lift Out (Style 1)

Max Width	1200 mm
Max Height	2600 mm

Lift Out / Top Hung (Style 2)

Max Width	1200 mm
Max Height	2600 mm

Lift Out / Lift Out (Style 3)

Max Width	1200 mm
Max Height	3000 mm

Top Hung / Top Hung (Style 4)

Max Width	1200 mm
Max Height	2000 mm

Side Hung + Lift Out (Style 5)

Max Width	1800 mm
Max Height	1500 mm

Lift Out + Lift Out (Style 6)

Max Width	2400 mm
Max Height	1600 mm

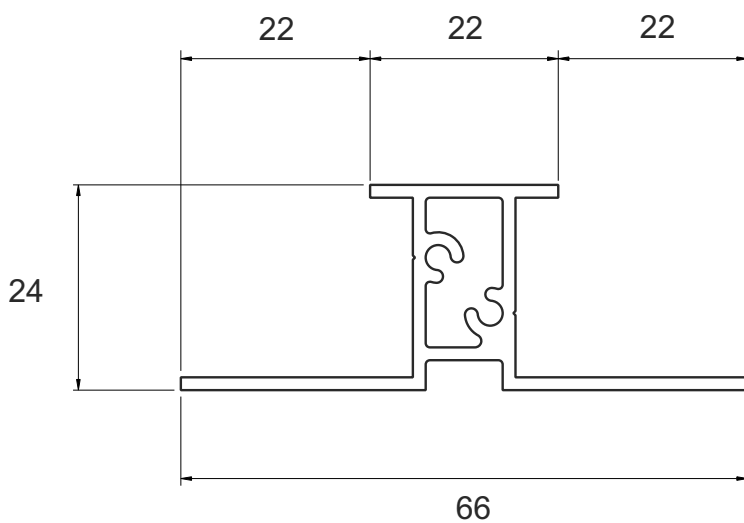
2x Top Hung / Lift Out (Style 7)

Max Width	1600 mm
Max Height	2200 mm

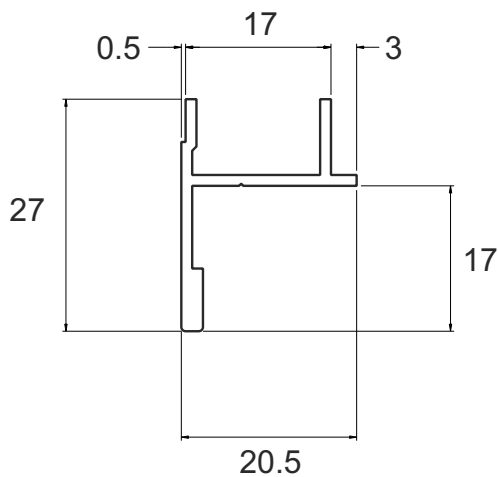


Mullion / Transom

DG 95
Mullion / Transom
(with screw ports)



DG 96
Mullion / Transom Adaptor





Style 1: Top Hung Over A Lift Out

Cross Section

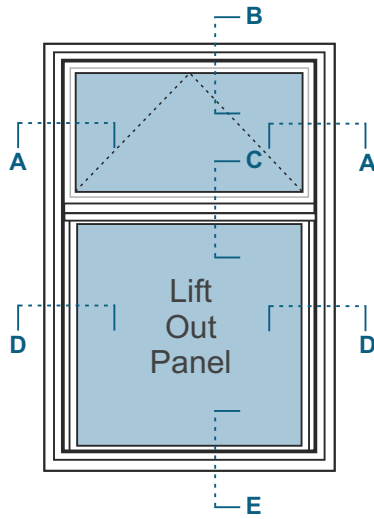
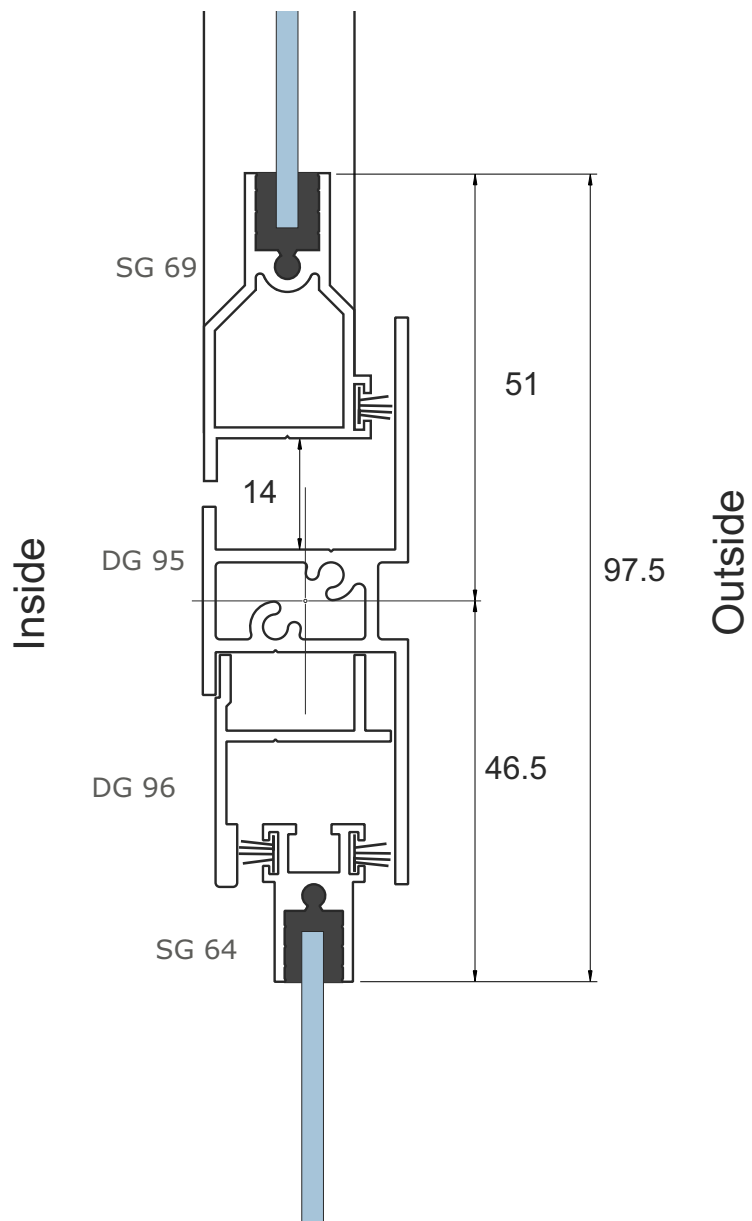


Figure 1. - Transom C



Economy Odd Leg System

Section	Sight-line
A	77mm
B	77mm
C	97.5mm
D	63mm
E	52mm

Please see our Economy Odd Leg Hinged and Lift Out technical manuals for further drawings.

Luxury Subframe System

Section	Sight-line
A	70mm
B	70mm
C	97.5mm
D	40mm
E	50mm

Please see our Luxury Subframe Hinged and Lift Out technical manuals for further drawings.



Style 2: Lift Out Over A Top Hung

Cross Section

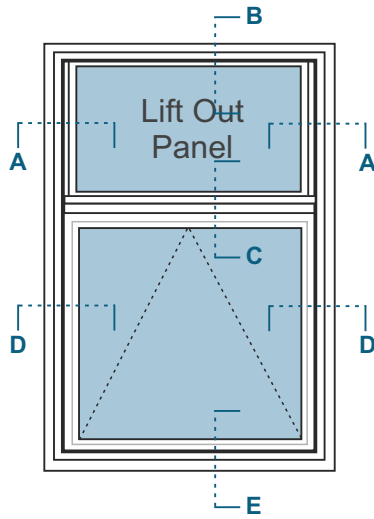
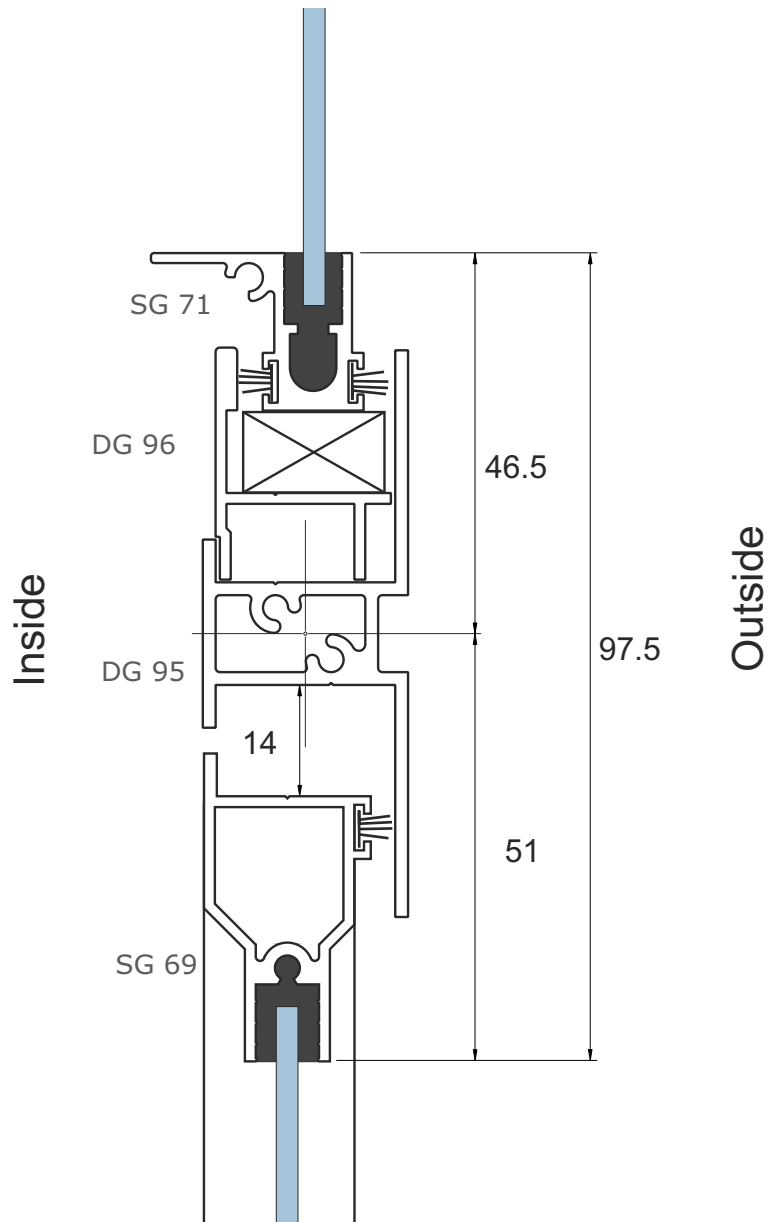


Figure 2. - Transom C



Economy Odd Leg System

Section	Sight-line
A	63mm
B	52mm
C	97.5mm
D	77mm
E	77mm

Please see our Economy Odd Leg Hinged and Lift Out technical manuals for further drawings.

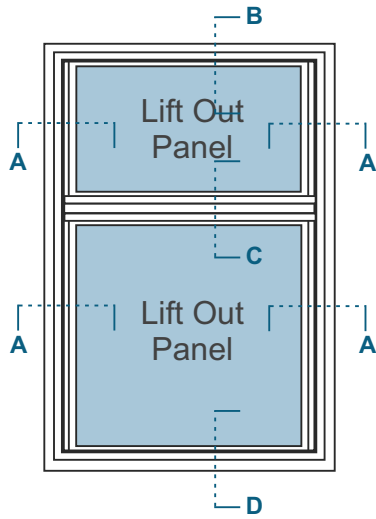
Luxury Subframe System

Section	Sight-line
A	40mm
B	50mm
C	97.5mm
D	70mm
E	70mm

Please see our Luxury Subframe Hinged and Lift Out technical manuals for further drawings.

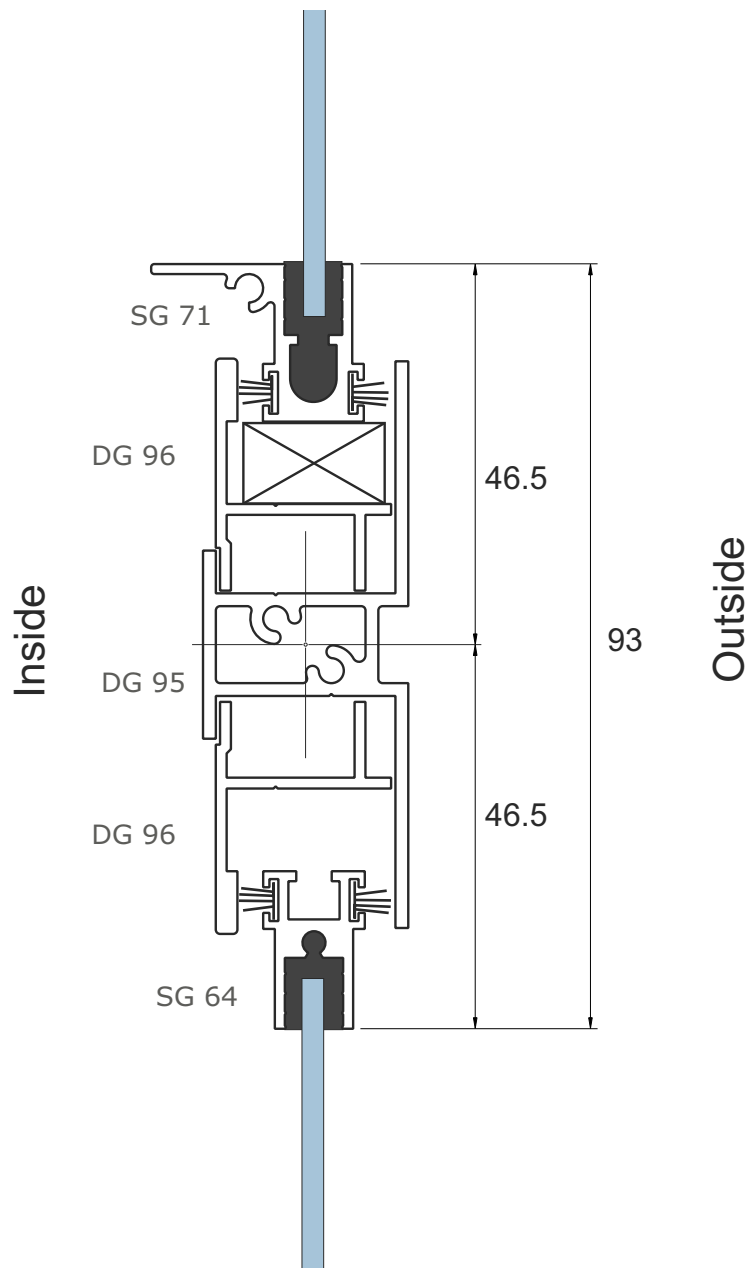


Style 3: Lift Out Over A Lift Out



Cross Section

Figure 3. - Transom C



Economy Odd Leg System

Section	Sight-line
A	63mm
B	52mm
C	93mm
D	52mm

Please see our Economy Odd Leg Lift Out technical manuals for further drawings.

Luxury Subframe System

Section	Sight-line
A	40mm
B	50mm
C	93mm
D	50mm

Please see our Luxury Subframe Lift Out technical manuals for further drawings.



Style 4: Top Hung Over A Top Hung

Cross Section

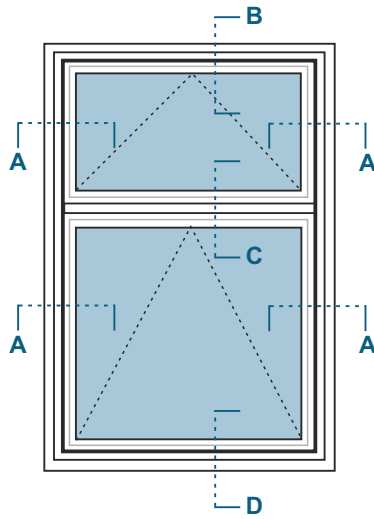
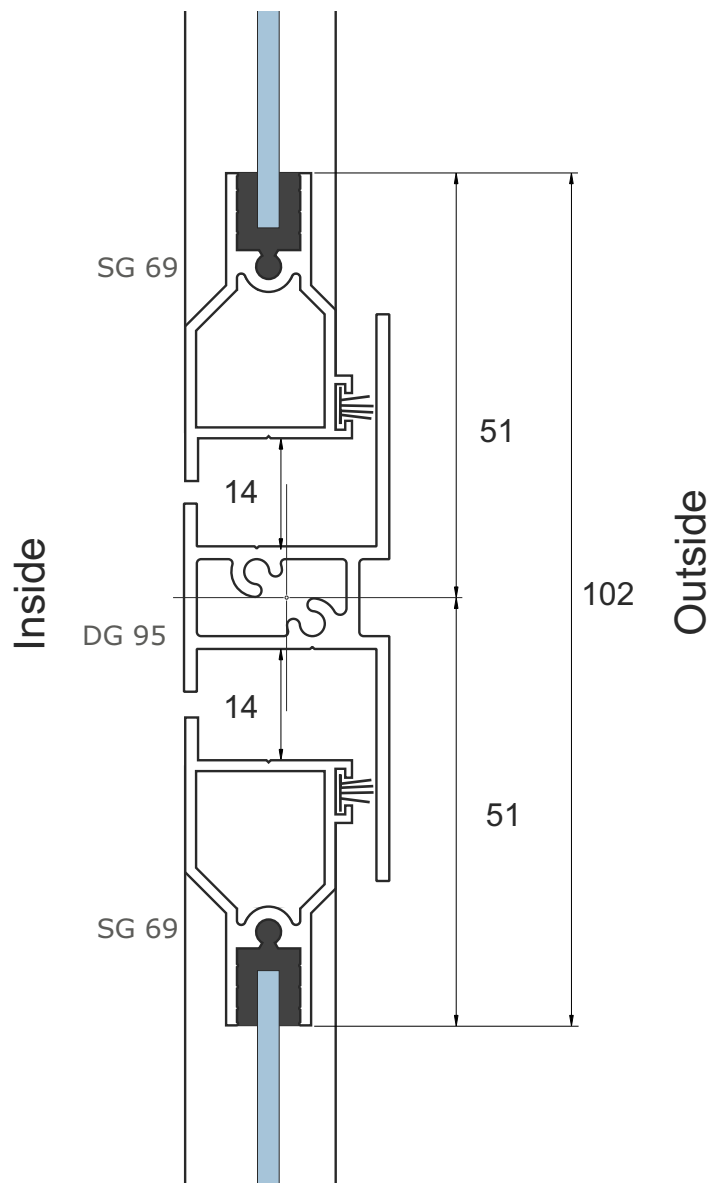


Figure 4. - Transom C



Economy Odd Leg System

Section	Sight-line
A	77mm
B	77mm
C	102mm
D	77mm

Please see our Economy Odd Leg Hinged technical manuals for further drawings.

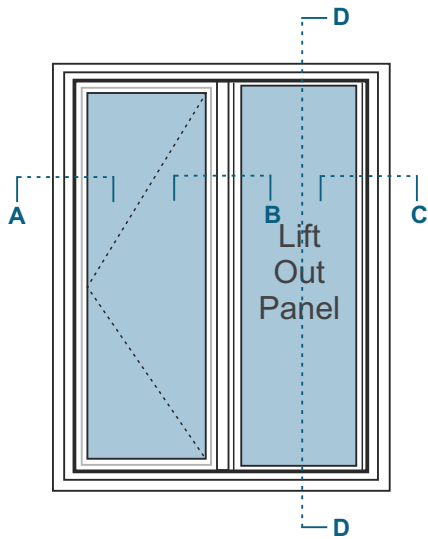
Luxury Subframe System

Section	Sight-line
A	70mm
B	70mm
C	102mm
D	70mm

Please see our Luxury Subframe Hinged technical manuals for further drawings.



Style 5: Side Hung Next To A Lift Out



Plan View

Economy Odd Leg System

Section	Sight-line
A	77mm
B	84.5mm
C	63mm
D	52mm

Please see our Economy Odd Leg Hinged and Lift Out technical manuals for further drawings.

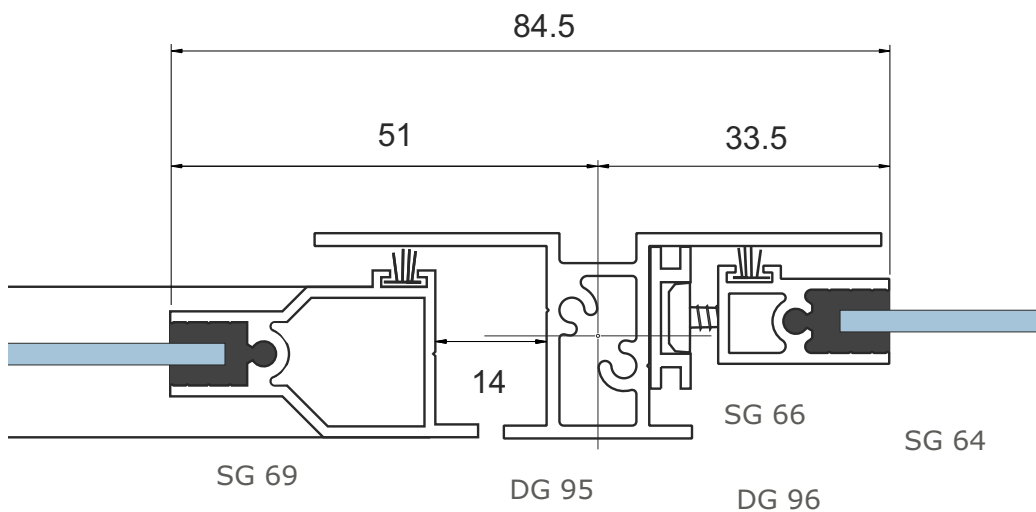
Luxury Subframe System

Section	Sight-line
A	70mm
B	84.5mm
C	40mm
D	50mm

Please see our Luxury Subframe Hinged and Lift Out technical manuals for further drawings.

Figure 5. - Mullion B

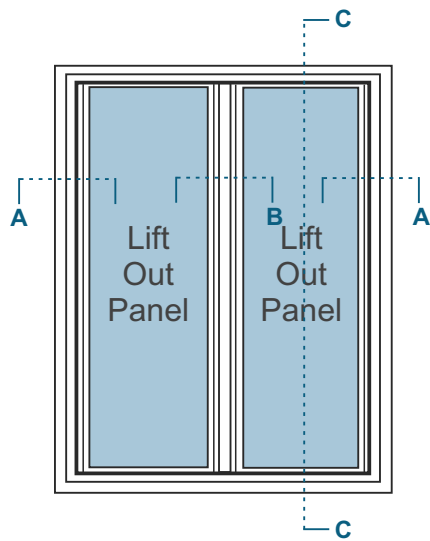
Outside



Inside



Style 6: Lift Out Next To A Lift Out



Plan View

Economy Odd Leg System

Section	Sight-line
A	63mm
B	67mm
C	52mm

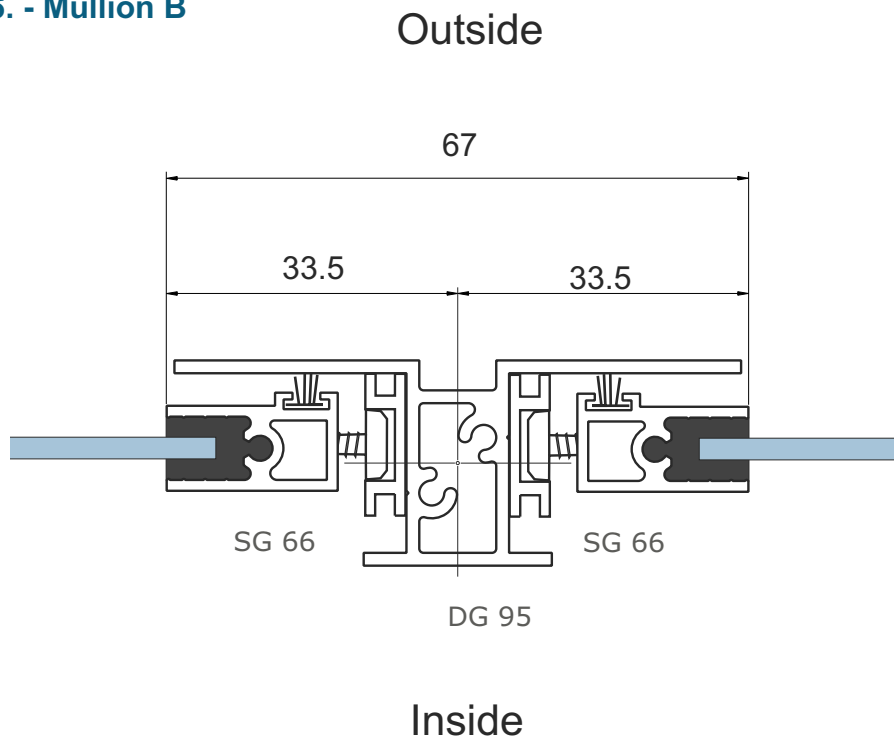
Please see our Economy Odd Leg Lift Out technical manuals for further drawings.

Luxury Subframe System

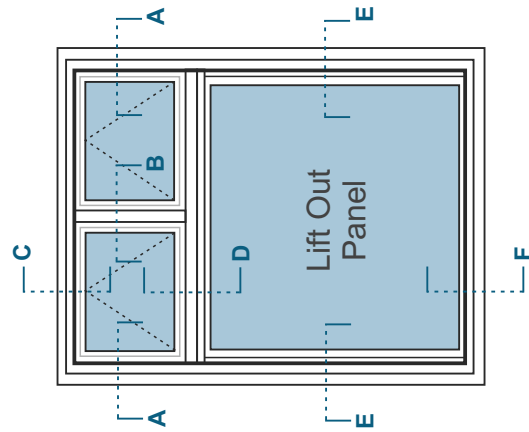
Section	Sight-line
A	40mm
B	67mm
C	50mm

Please see our Luxury Subframe Lift Out technical manuals for further drawings.

Figure 6. - Mullion B



Style 7: Two Top Hungs Over A Lift Out



Plan View

Economy Odd Leg System

Section	Sight-line
A	77mm
B	102mm
C	77mm
D	97.5mm
E	63mm
F	52mm

Please see our Economy Odd Leg Hinged and Lift Out technical manuals for further drawings.

Luxury Subframe System

Section	Sight-line
A	70mm
B	102mm
C	70mm
D	97.5mm
E	40mm
F	50mm

Please see our Luxury Subframe Hinged and Lift Out technical manuals for further drawings.

Figure 7. - Mullion B

Outside

