

# Heritage Range

Aluminium Heritage Windows And Doors



DURATION  
WINDOWS



# Royale Stepped



At just 33mm front to back, our Royale Steel Replacement Windows are one of the slimmest thermally broken aluminium window systems on the market. With slim profiles, replacing steel windows has never been easier - with no cutting back of plaster, brick or wooden sub-frames - speeding up installation times and reducing costs.

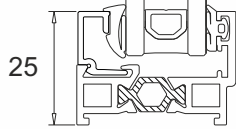
Our Royale Windows use the latest 'Polyamide' in-line thermal break, which makes them highly thermally efficient. High performance glass filled with Krypton gas is used to provide maximum thermal efficiency. The window is not only thermally efficient, but it is also highly secure, with modern high security locking.

## Features

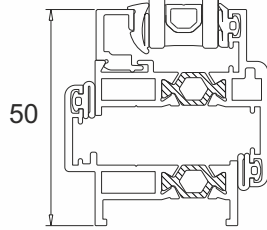
- The perfect affordable replacement for old steel windows.
- Available with coupled or transom construction options.
- Slim thermally broken aluminium profiles with a depth of just 33mm.
- Maintenance free aluminum.
- Ease of installation - no need to cut back plaster, brick or existing subframes.
- Can be installed into existing or new timber subframes or direct to brick.
- Ultra slim sight-lines.
- Highly secure with modern shoot bolt locking.
- All glazed with high specification, Diamant / Planitherm Total+, Krypton gas filled double glazed sealed units.
- Uses the latest in-line Polyamide break to achieve excellent thermal WER 'A' performance.
- Suitable for use in period properties, listed buildings, heritage and conservation areas.
- Standard colours include White, Black or dual Black Out White In (all matt finish)
- Also available in over 200 single or dual RAL colours.

## Technical

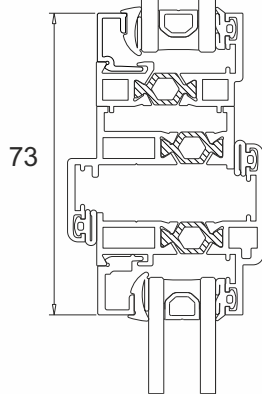
Fixed Lite



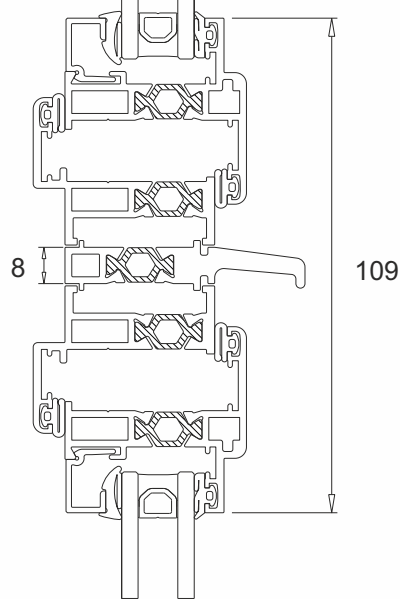
Opener



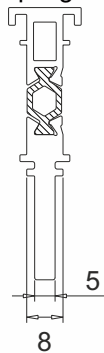
Opener Coupled With Fixed Lite Coupler



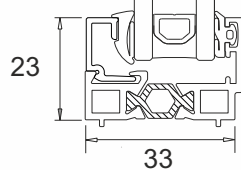
Two Openers With Drip Coupler



Coupling Bar



Fixed Lite Coupler



Drip Bar Coupler



Technical above is for coupled version only.



Slim & Authentic Look



Royale Windows With Leads



High Quality Hardware



Original Wood Frames With Leads



Modern Multi Point Locking

## Performance

WER



Air Permeability



Water Tightness



Wind Resistance



A  
Rated

600 Pa

900 Pa

2000 Pa



# Royale *Putty-Line*



Our Royale Putty-line Steel Replacement Windows are an evolution of our Royale Stepped windows. They are also one of the slimmest thermally broken aluminium windows on the market, designed to replicate traditional putty glazed steel windows. They are perfect for replacement and refurbishment projects, are highly secure, thermally efficient and cost much less than actual steel windows.

The outerframe is just 33mm front to back, allowing you to easily replace steel windows without having to cut back the plaster, brick or existing wooden sub-frames, thereby speeding up installation times and reducing costs.

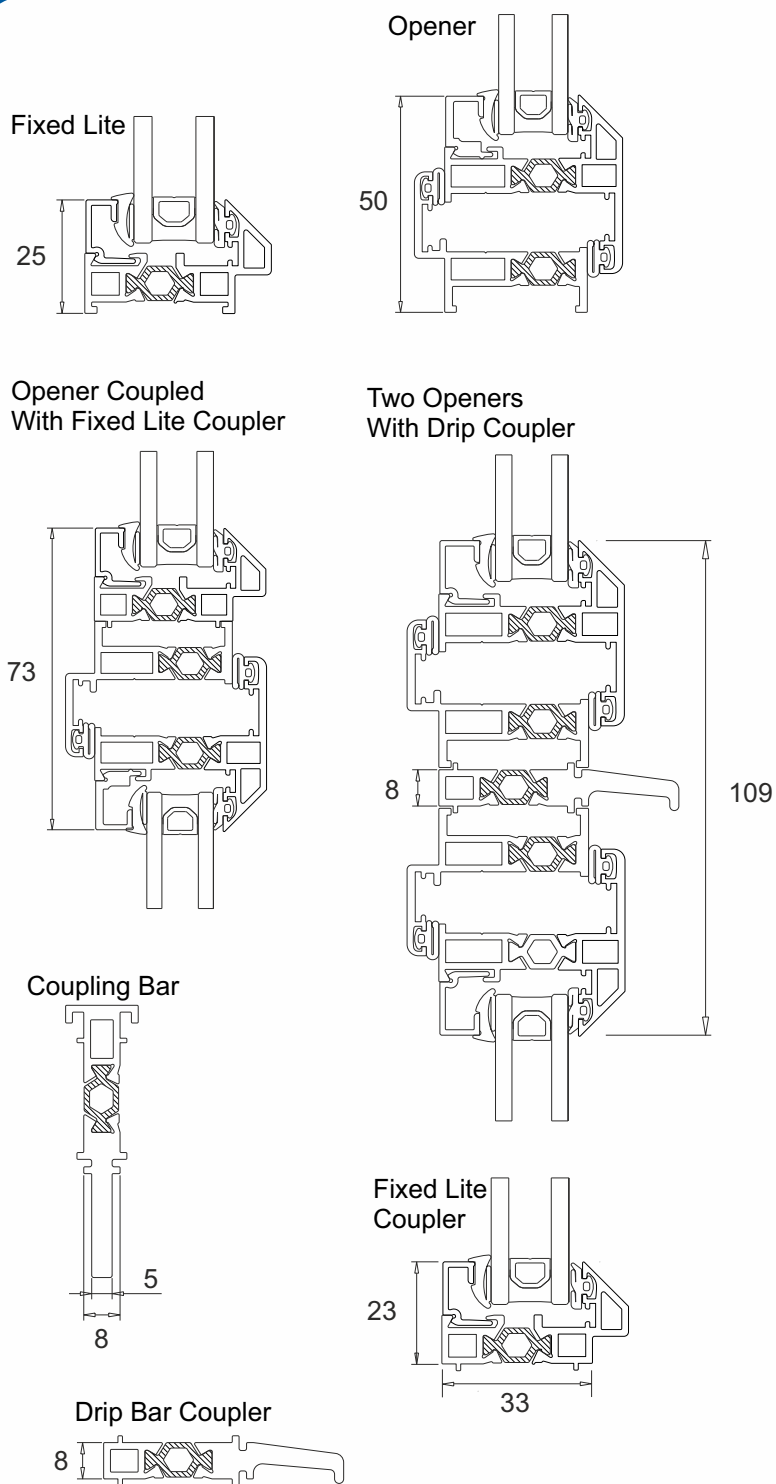
These windows use the latest in-line 'Polyamide' thermal break technology, as well as high performance glass filled with Krypton gas to

provide maximum thermal efficiency, without compromising on aesthetic appearance.

## Features

- The perfect affordable replacement for traditional putty glazed old steel windows.
- Available with coupled or transom construction options.
- Slim thermally broken aluminium profiles with a depth of just 33mm.
- Maintenance free aluminum.
- Ease of installation - no need to cut back plaster, brick or existing subframes.
- Can be installed into existing or new timber subframes or direct to brick.
- Ultra slim sight-lines.
- Highly secure with modern locking.
- All glazed with high specification, Diamant / Planitherm Total+, Krypton gas filled double glazed sealed units.
- Uses the latest in-line Polyamide break to achieve excellent thermal WER 'A' performance.
- Suitable for use in period properties, listed buildings, heritage and conservation areas.
- Standard colours include White, Black or dual Black Out White In (all matt finish)
- Also available in over 200 single or dual RAL colours.

## Technical



Technical above is for coupled version only.




Authentic Putty-Line Effect



Range Of Over 200 Colours



High Quality Hardware

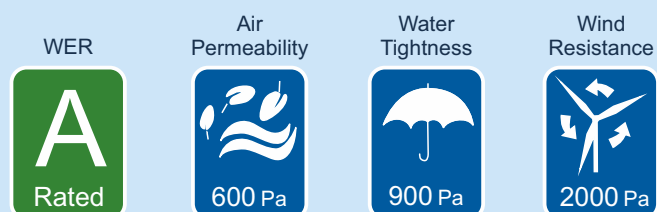


Replica A-Shaped Astragal Bars



Dummy Parliament Hinges

## Performance



# Heritage *Plus*



Based on the Heritage Stepped look window system, Heritage Plus is specifically designed to meet the requirements for refurbishment and renewal projects, particularly in sensitive planning areas - including listed buildings.

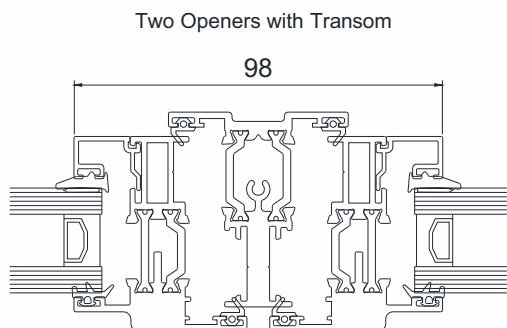
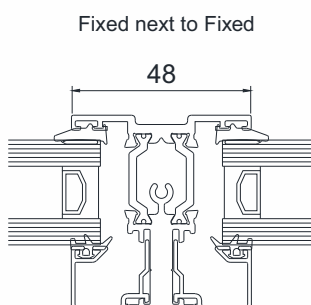
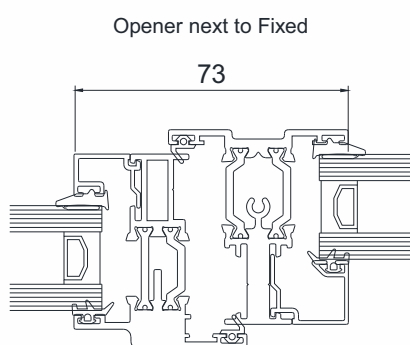
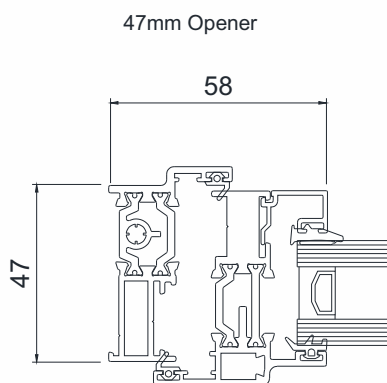
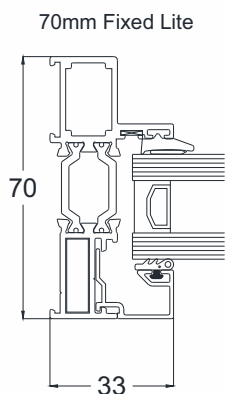
The Heritage Plus Window and Heritage Door both feature slim profiles and sight lines that are associated with traditional steel doors and windows.

Timeless elegance is coupled with the outstanding thermal performance of a modern aluminum system.

## Features

- Security tested to PAS 24:2016 (casement windows & fixed lights only).
- Weather tested to BS 6375 Part 1:2009
- British Standard Kitemark KM 81543
- British Standard Kitemark KM 81580
- Fixed windows, tilt turn, side hung or top hung open out casements.
- Polyamide thermal break provides enhanced thermal performance.
- Designed as a direct replacement for steel windows.
- Single or dual colour, marine quality polyester powder coat as standard.
- 316 Marine Grade Stainless Steel Hardware options.
- Heritage and Art Deco hardware options.
- Colours include White (gloss), Black (matt) or dual Black out (matt) / White in (gloss).
- Also available in over 200 single colours or dual RAL colours.
- Range of textured colours available.
- Can be supplied unglazed or glazed for 24mm sealed units.
- Vents are internally glazed for security and ease of installation.
- Trickle vents available in head extension.
- Optional dummy vents for matching internally glazed fixed lites.
- Complies to building regulations.

## Technical



Slim Sight Lines







Range Of Over 200 Colours



Innovative Polyamide Break

## Performance

WER	Air Permeability	Water Tightness	Wind Resistance
	 600 Pa	 900 Pa	 2000 Pa



Meets Building Regs



# Heritage Stepped



The Heritage stepped look window system is a thermally efficient replacement for steel windows. These stepped windows use the latest technology and are still a fraction of the cost of steel windows. Our Heritage windows use a modern 'Polyamide' thermal break giving them an excellent thermal performance.

Now you can easily and affordably replace your old, single glazed, rusty steel windows with non-rusting, secure, steel look-a-like windows with modern energy efficient double glazing. What's more you can do so without compromising the character of your period property.

Our slim-line profile emulates the look and feel of traditional steel windows. Whether they are combined with new or original hardwood frames, or fitted directly to brick, these windows can be made to replicate your existing windows.

## Features

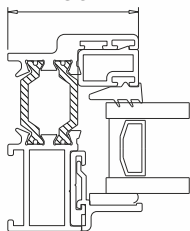
- Slim-line 47mm 'Polyamide' thermally broken, non-rusting aluminium profile.
- Outer frame: 36mm; Outer frame - Sash: 56/59mm.
- Modern multi-point locking options including Chelton Secure™.
- Traditional furniture options.
- Standard colours include White (gloss), Black (matt) or dual Black (matt) Out White (gloss) In.
- Also available in over 200 single colours or dual RAL colours.
- Range of textured colours available.
- Can be supplied unglazed or glazed for 24mm sealed units.
- Planitherm Total +, Argon gas used as standard.
- Vents are internally glazed for security and ease of installation.
- Trickle vents available in head extension.
- Optional dummy vents for matching internally glazed fixed lites.
- Complies to building regulations for replacement projects.



# Technical

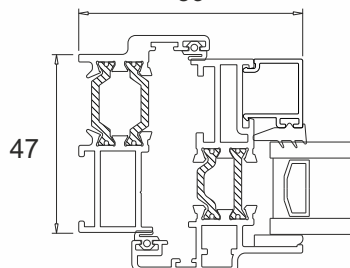
Fixed Lite

36



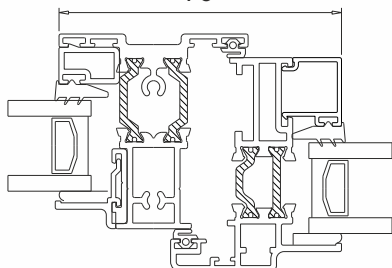
Opener

59



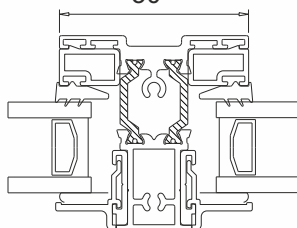
Fixed Next To Opener

76



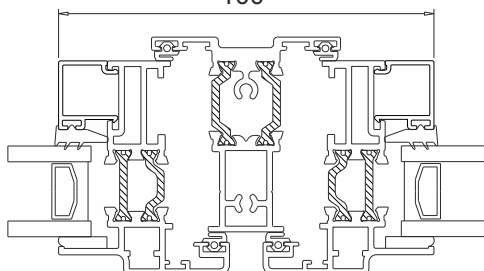
Fixed Next To Fixed

50



Two Openers with Transom

100



Working Or Dummy Butt Hinges



Secure Night Vent Facility



Astragal Bars



Variety Of Styles & Combinations



Authentic & Stylish Looks

## Performance

WER



Air Permeability



Water Tightness



Wind Resistance



# Heritage *Putty-Line*



With their authentic 45° angled putty-line design our Putty-Line windows are the perfect solution for replacing old putty glazed steel windows. The window has been specially designed to replicate the appearance of traditional putty glazed windows, whilst offering superior security, weather and thermal performances. They use a 'Polyamide' thermal break and double glazed Argon filled sealed units to achieve excellent thermal values.

These windows can be fitted into original or new timber frames or direct to brick. The authentic design of these putty-line windows is perfect to maintain the character of your period property and are suitable for refurbishment, replacement and new build projects.

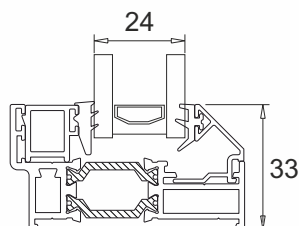
Our Putty-Line window is available with our innovative clip-on A-shaped astragal bars. The unique clip on system allows for ease of glazing and deglazing on site - without damaging the bars, glass or window.

## Features

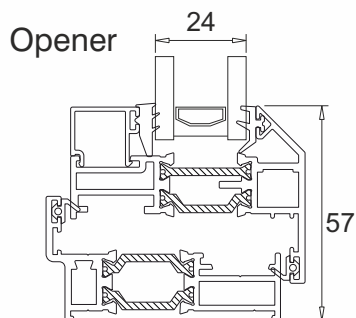
- Slim sight-lines - outerframe outside-edge only 33mm (visible frame).
- An authentic look that replicates traditional putty glazed steel windows.
- Excellent thermal values due to its superior 'Polyamide' thermal break.
- Modern multi-point Espag locking.
- Can be installed into new or existing timber frames or direct to brick.
- Equal leg frame 57mm front to back, direct fix frame 70mm front to back.
- A fraction of the cost of new steel windows.
- Fitter friendly clip-on A-shaped astragal bar system allows for ease of glazing and deglazing on site.
- Suitable for use in period properties, listed buildings, heritage and conservation areas.
- Exceeds all the specifications for replacement projects.
- Standard colours include White (gloss), Black (matt) or dual Black Out (matt), White In (gloss).
- Also available in over 200 single or dual RAL colours.
- Available with Black, White or Grey Gaskets (White used on inside only)

# Technical

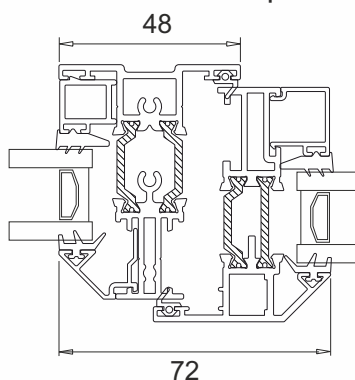
Fixed



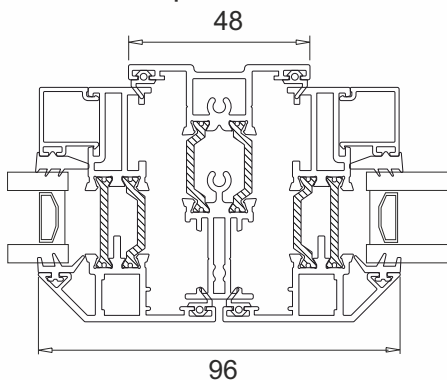
Opener



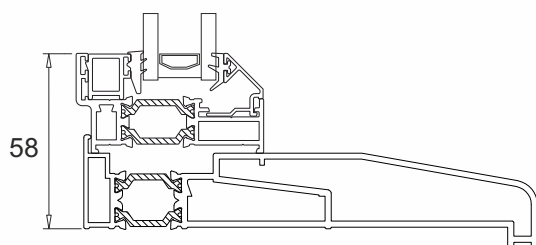
Fixed Next To A Opener



Double Opener



Fixed On A 150mm Cill



## Performance

WER



Air Permeability



Water Tightness



Wind Resistance



Slim And Authentic Design

Internally Glazed Vents

Authentic Putty-Line Look

Clip On & Off A-Shaped Bars



# Window Hardware

## The Royale Windows

**Chelton  
Art Deco**



W, B

**Art Deco  
Multi Lock**



SC, BS, RTD,  
GM, BK

**In-Line  
Multi Lock**



SC, BS, RTD,  
GM, BK

**Monkey Tail  
Multi Lock**



SC, RTD,  
GM, BK

**Optional  
Peg & Stays**

**Straight**



SC, RTD,  
GM, BK

**Monkey Tail**



SC, RTD, GM,  
BK

**Scroll  
Cockspur**



SC, RTD,  
GM, BK

**Art Deco  
Cockspur**



SC, BS, RTD,  
GM, BK

**In-Line  
Cockspur**



SC, RTD,  
GM, BK

**Straight  
Cockspur**



SC, RTD,  
GM, BK

**Curved**



SC, BS, RTD,  
GM, BK

## The Heritage Stepped / Putty-Line

**Chelton  
Slim-Line**



W, B, C,  
BCh, SS

**Chelton  
Art Deco**



W, B, C, SS      B

**Chelton  
Monkey Tail**



Colour	Code
Satin Chrome	SC
Brushed Brass	BS
Dark Bronze	RTD
Gun Metal	GM
Antique Black	BK

Colour	Code
White	W
Black	B
Gold	G
Silver	S
Chrome	C
Black Chrome	BCh
Stainless Steel	SS

# Window Hardware

## Heritage Plus

**Pear Drop Espag**



PV, AB, BC, B, SS  
PC, RG, PP, GR

**Monkey Tail Espag**



PV, AB, BC, B, SS  
PC, RG, PP, GR

**Knurled Espag**



AB, B, SS, GM

**Pear Drop Peg & Stay**



PV, AB, BC, B, SS  
PC, RG, PP, GR

**Monkey Tail Peg & Stay**



PV, AB, BC, B, SS  
PC, RG, PP, GR

Colour	Code
Antique Bronze	AB
Black	B
Satin Silver	SS
Gun Metal	GM
PVD Gold	PV
Brushed Copper	BC
Polished Chrome	PC
Rose Gold	RG
Pewter Patina	PP
Graphite	GR

# Glass Options

All of our Heritage windows and doors are available with a range of different glass as well as cosmetic additions to create that period style.



Diamond Leads



Square Leads



Georgian Grille  
Not Available on Royale Windows



Horizontal Flat Astragal Bars



Overlapped Flat Astragal Bars



Butted Flat Astragal Bars



Plain Glazing



A-Shaped Astragal Bar  
Putty-Line Windows Only



Decorative Leads



Square Leads



Horizontal Astragal Bars



A-Shaped Bars



# Heritage Door



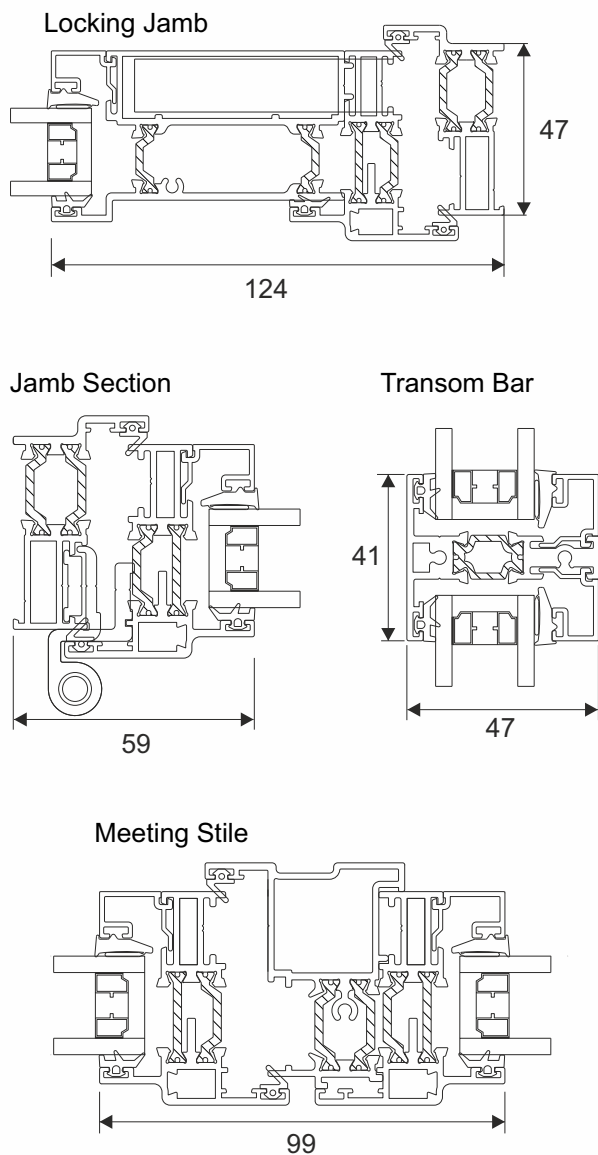
Our Heritage Stepped aluminium doors are designed as a slim, thermally efficient replacement for old Steel Doors. The aluminium profiles use the latest 'Polyamide' thermal break to achieve excellent U-values inline with the current building regulations. The slim profiles are designed to replicate the stepped classic slim look and feel of traditional steel doors.

These Heritage Stepped doors are suitable for replacement & refurbishment projects and in listed buildings and conservation areas. These doors will retain the classic look and character of your home and are designed to match our Royale Stepped, Heritage Plus or Heritage Stepped windows.

## Features

- Non-rusting aluminium profiles replicate old Steel Doors.
- These match our Royale & Heritage Stepped windows.
- Available as single or French doors opening in or out.
- Suitable for refurbishment projects.
- Modern multi-point locking.
- Slim sight-lines with thermally broken aluminium profiles.
- Colours include White (matt), Black (matt) or dual Black out (matt) White in (matt).
- Also available in over 200 single or dual RAL colours.
- Range of textured paint colours available.
- Meets current building regulations.
- Security tested PAS24:2016 (certain profiles & specifications)

## Technical

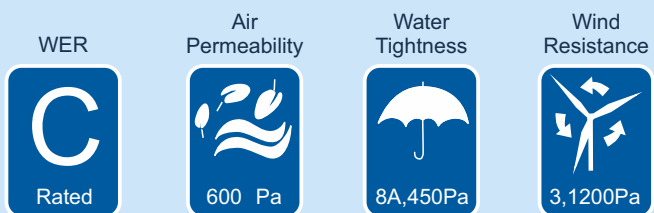


Slim And Authentic Design



Choice of Astragals

## Performance



# Door Hardware

## Heritage Door

Pear Drop Lever



PV, AB, BC, B, SS  
PC, RG, PP, GR

Monkey Tail Lever



PV, AB, BC, B, SS  
PC, RG, PP, GR

Knurled Lever



AB, B, SS, GM

Colour	Code
Antique Bronze	AB
Black	B
Satin Silver	SS
Gun Metal	GM
PVD Gold	PV
Brushed Copper	BC
Polished Chrome	PC
Rose Gold	RG
Pewter Patina	PP
Graphite	GR



Duration Windows  
Thames Development  
Charfleets Road  
Canvey Island  
Essex. SS8 0PQ

[sales@duration.co.uk](mailto:sales@duration.co.uk)  
[www.duration.co.uk](http://www.duration.co.uk)

**Head Office**    01268 681612  
**Showroom**     01268 695100