


# Penthouse Plus S

High Performance Aluminium Inline Sliding Patio Door



DURATION  
WINDOWS



# *Stylish, Efficient* & Impressive **Penthouse Plus S**



These superb sliding patio doors have been designed to offer maximum glass areas, resulting in increased natural light and unobstructed views. These doors are capable of large widths and heights and despite their weight, the high specification hardware enables them to slide easily with minimum effort. Constructed from strong low maintenance 'Polyamide' thermally broken aluminium profiles, these doors deliver thermal efficiency and high weather performance.

Our Penthouse Plus patio doors are versatile and offer many different styles and designs. All panels can slide, and a triple track system with three panels can achieve approximately a two thirds clear opening. Not only are these doors flexible, but they are practical too. They have a specially designed threshold that enables you to bring the internal floor flush with the top of the threshold, minimising any trip hazard. Suitable for both commercial and domestic applications, these doors will fill your property with light and make the most of a beautiful view.






## Key Features

- All panels can slide offering greater flexibility.
- Strong, low maintenance profiles give unobstructed views with maximum glass and light.
- Extensive range of over 200 single or dual colours available.\*
- Also available in a range of textured colours.
- 'Polyamide' thermally broken profiles for superior efficiency.
- Panels can be made up to 2500mm wide and 2500mm high.\*\*
- Available with slim-line interlock of just 35mm.
- Internal beaded system providing added security.
- Runs on stainless steel tracks.
- Multipoint high security lock consists of 4 mushroom bolts and a hook lock.
- Specially designed threshold may be flush fitted level with the internal floor, minimising any trip hazard.
- Exceeds current building regulations.

## Options

- Available in 2, 3, 4 or 6 panel configurations.
- Two or three track options available.
- Range of projection cills available to suit your build.
- Colour matched aluminium quad trim available.
- Head extension for trickle vents.

## Performance

U-Value	Air Permeability	Water Tightness	Wind Resistance
As Low As* <b>1.6</b>	 <b>600 Pa</b>	 <b>300 Pa</b>	 <b>2400 Pa</b>

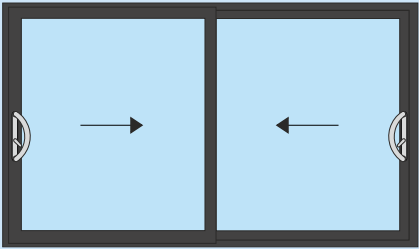
\*Dual colour only available on two track designs.

\*\* We may not provide the glass on large panels - please consult our team for details.

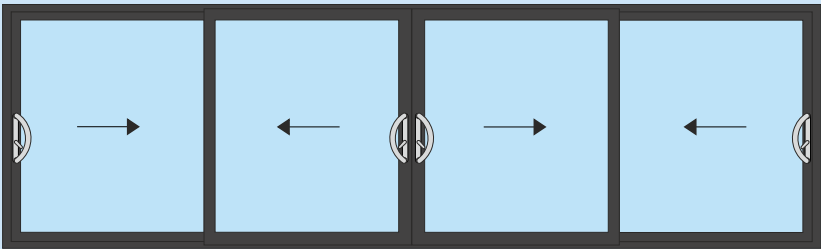
\*2 Depending on glass spec used.



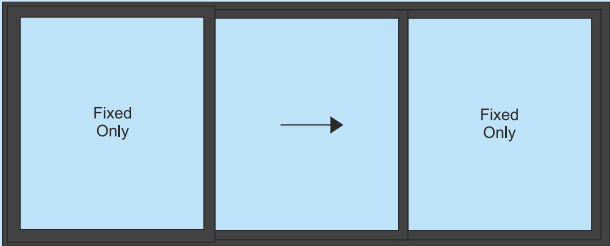
# Configurations



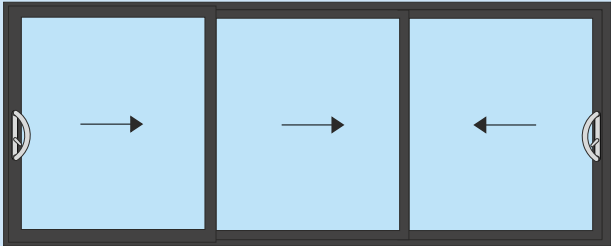
2 Panel - 2 Tracks



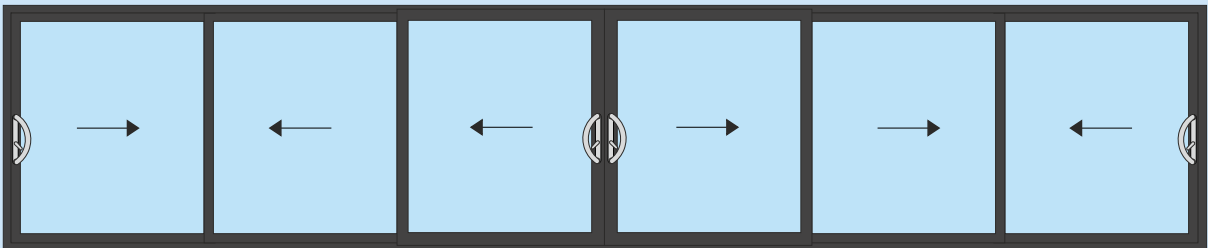
4 Panel - 2 Tracks



3 Panel - 2 Tracks  
No Handle To Outside



3 Panel - 3 Tracks



6 Panel - 3 Tracks

All the above configurations can be made so all panels move or can have some panels fixed if required.

## Hardware

### Lever Handle



White  
Black  
Silver  
7016  
Trend  
RAL

### ‘D’ Handle



White  
Black  
Silver  
7016  
Trend  
RAL

# Colours

## DUR Colours - Flat Paint Finish

White  
(9010 G)



White  
(9010 M)



Black  
(9005 M)



Dark Grey  
(7016 M)



Medium Grey  
(9007 Met.)



Silver Grey  
(9006 Met.)



## Trend Colours - Textured Paint Finish

Anthracite Grey  
(DUR 14 ST)



Velour White  
(DUR 001 T)



Silver Grey  
(DUR 017 T)



Diamond Grey  
(DUR 026 T)



Vulcan Black  
(DUR 014 T)



Obsidian Black  
(DUR 013 T)



## RAL Colours

200+ RAL Colours



This is only a selection of the available colours. Please visit our website for more options. Please note that for technical reasons associated with colour reproduction the images only give an indication of shade. No guarantee can be given that they will exactly match the powder coated product.



Create Bright Open Spaces



Available In 200+ Colours



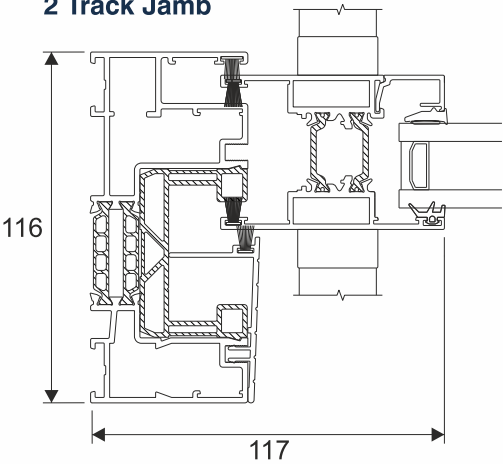
Create An Internal Low Threshold



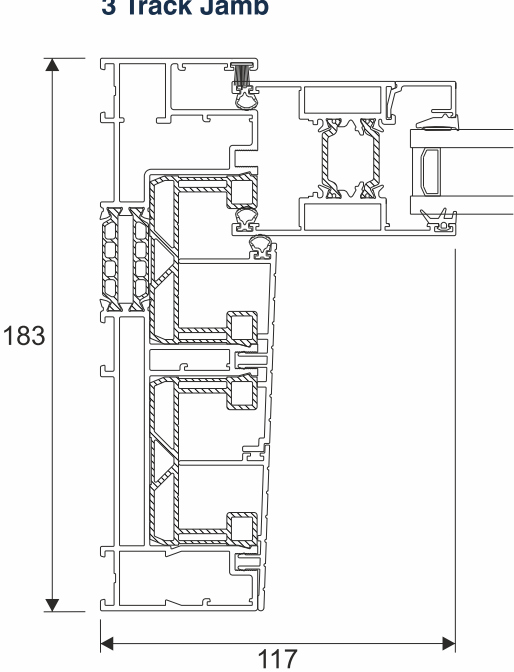
Large Panels For Panoramic Views

# Technical

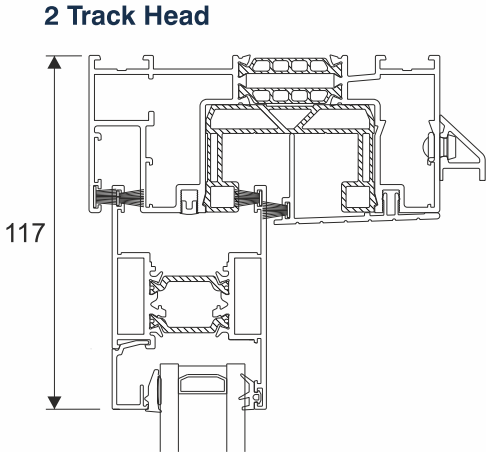
2 Track Jamb



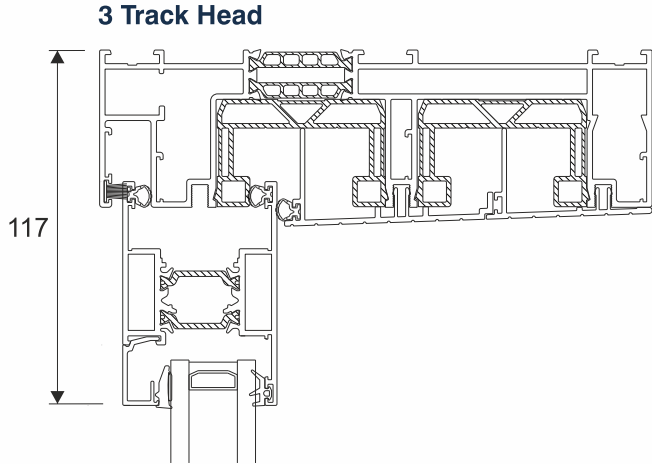
3 Track Jamb



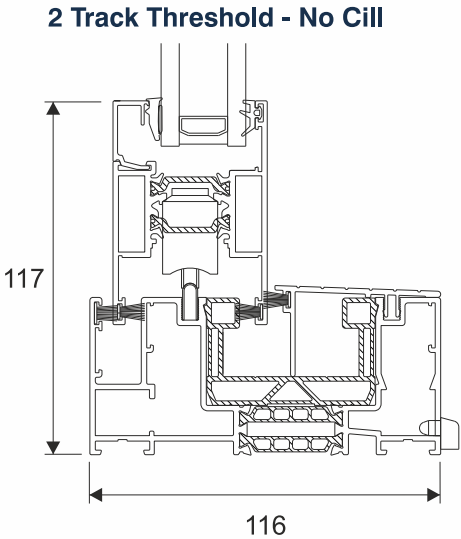
2 Track Head



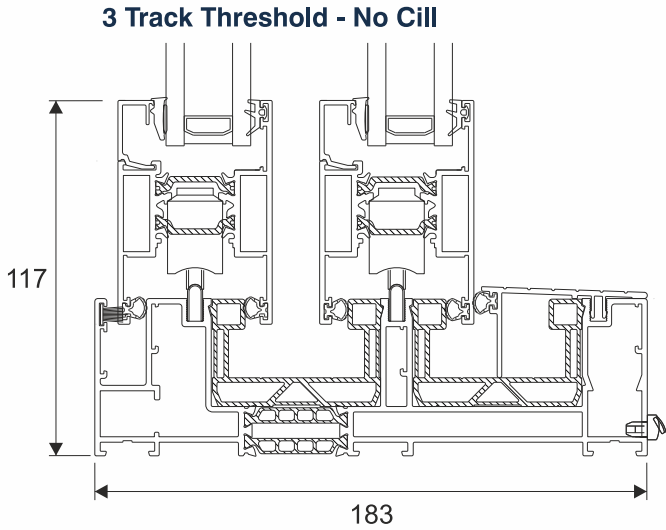
3 Track Head



2 Track Threshold - No Cill

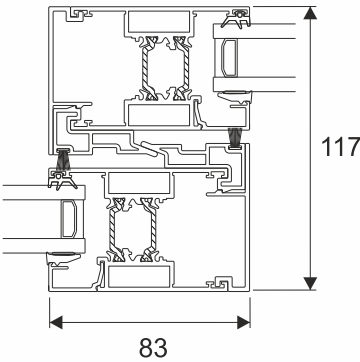


3 Track Threshold - No Cill

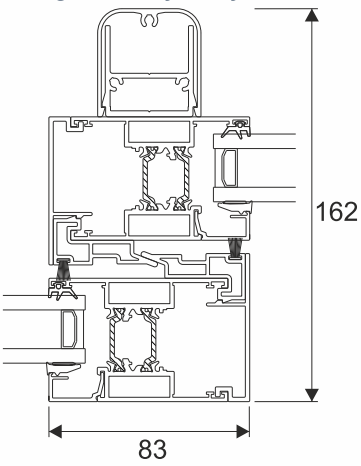


# Technical

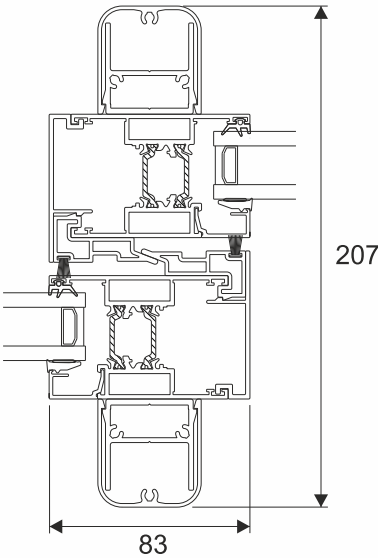
Standard Interlock



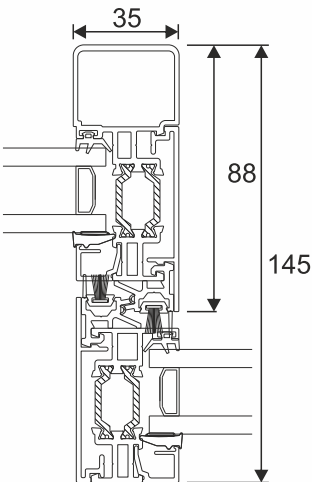
Single Heavy Duty Interlock



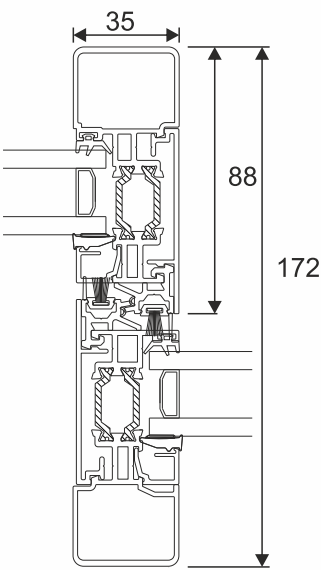
Double Heavy Duty Interlock



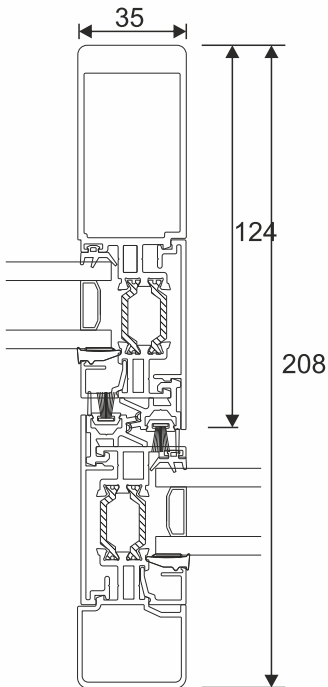
Slim Standard Duty Interlock



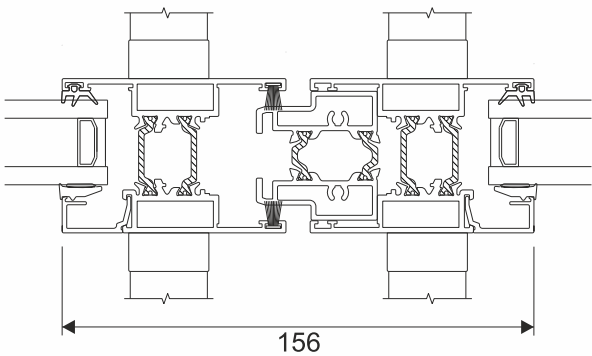
Slim Medium Duty Interlock



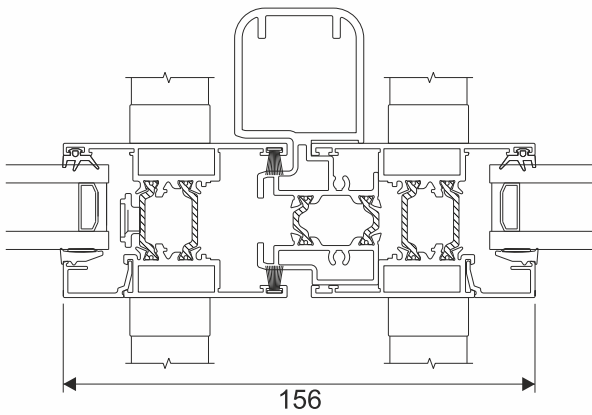
Slim Heavy Duty Interlock



4 Panel Meeting Style



Heavy Duty 4 Panel Meeting Style



**Main Office & Factory**

Units 4-5,  
Charfleets Road,  
Canvey Island,  
Essex. SS8 0PQ

t: 01268 681612 (20 lines)  
f: 01268 510058  
e: [sales@duration.co.uk](mailto:sales@duration.co.uk)  
w: [www.duration.co.uk](http://www.duration.co.uk)

**Product Showroom**

Unit 1 Casino Parade,  
Eastern Esplanade,  
Canvey Island,  
Essex. SS8 7FJ

t: 01268 695100  
  
SatNav Directions  
Use: SS8 7DN.