


Durafold Slimline Plus

Aluminium Bi-Folding Doors



DURATION
WINDOWS



Sleek
& Slimmer
The
Durafold Slimline Plus
Bi-folding Door



Our Durafold Slimline Plus Aluminium Bifold door is the slimmest bifold door we offer. These folding doors have been designed using the natural strength of aluminium to provide the maximum amount of glass and the minimum amount of frame, filling your room with natural light and are ideal for small & large openings alike.

Our Durafold Slimline Plus Bifolds will transform a once bland and dull room into a bright and inviting space, in which you can entertain and enjoy beautiful views of your garden and beyond.



Key Features

- Meeting stile of only 94mm.
- Utilises the natural strength of aluminium to create slim thermally broken profiles.
- Uses low maintenance, hard wearing powder coated aluminium.
- Over 200 single or dual colours.
- Single or French door styles to match.
- Exceptional array of security features as standard.
- Doors are bottom hung and run on double stainless steel tracks.
- A variety of glazing options offered including laminated security and solar control glass.
- Options for dust free integrated blinds.
- All door styles have the option to open in or out.
- Extra wide polyamide thermal break to achieve low U-values of 1.7 W/M²K or upgrade to 1.5 W/M²K.*
- Internally beaded for added security.



Options

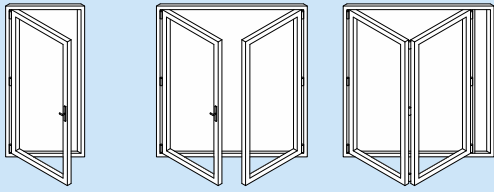
- 2 to 7 panel folding configurations. (8+ panels please ask)
- Rebated threshold only.
- Square bead to the interior only.
- Square or rounded profile to the exterior.
- Range of quality hardware in a variety of colours.
- Colour matched aluminium quad trims.



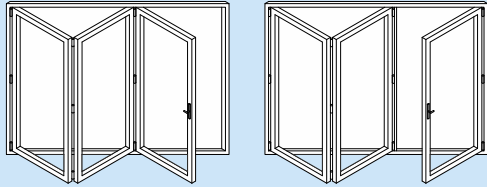
* Subject to test result being confirmed.

Door Styles

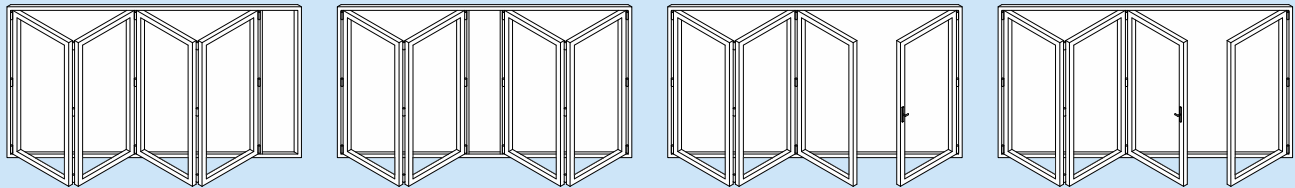
1 & 2 Panels



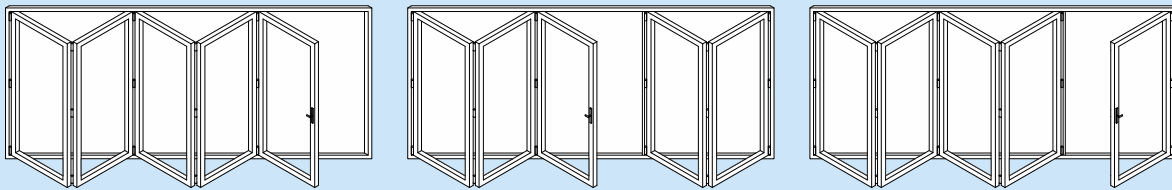
3 Panels



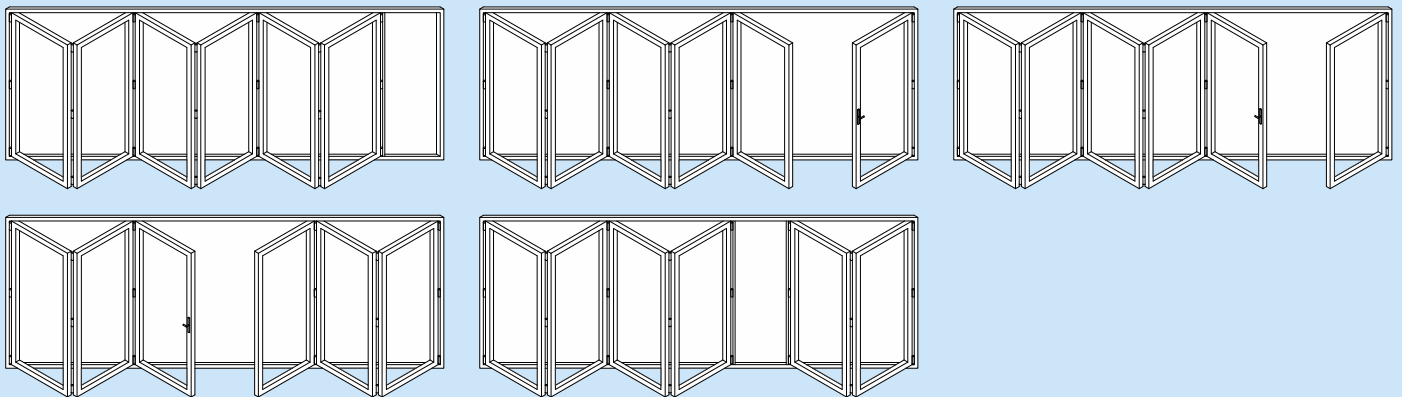
4 Panels



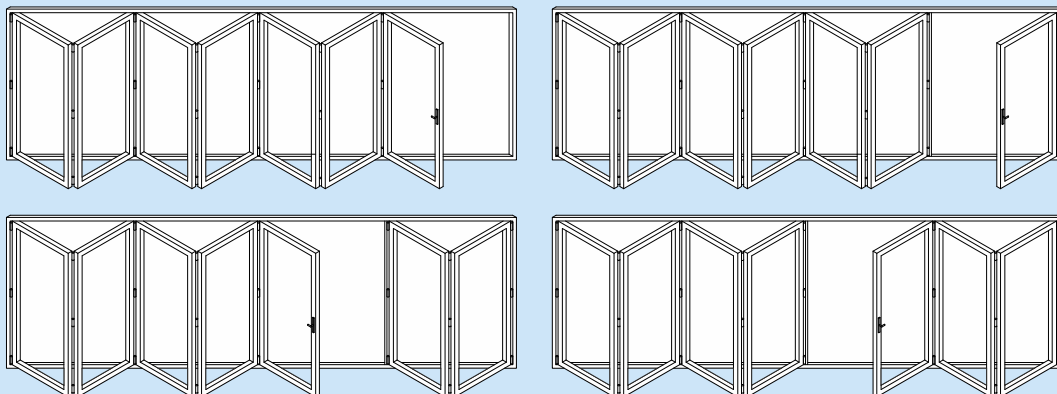
5 Panels



6 Panels



7 Panels



Panel Widths

Minimum Width	700
Maximum Width	1000

Door Heights

Minimum Height	1600
Maximum Height	2300*

- All bi-folding door styles can be mirrored from shown.
 - All styles have a choice to either open out or open in.
 - The sizes detailed above are for guidance only.
 - If the sizes you require are less than the minimum or exceed our maximum recommended sizes please contact us.
- *Subject to site conditions.

Security

Our Durafold Slimline Plus bi-folding doors are equipped with a comprehensive set of security features to give you peace of mind that your property is safe and secure.

- All handles are key lockable as standard.
- Lever handles use a 6 point locking system. This includes 2 heavy duty hook locks, 1 dead bolt, 1 latch and 2 roller cams.
- Intermediate panels use heavy duty shoot bolts top and bottom.
- Bogie wheels and top rail guide are used as an anti-jemmy feature to prevent panels being lifted off the tracks.
- On doors with outside access we use high security cylinders that are pick resistant, anti-drill and anti-bump.
- Upgrade to laminated glass for added security.
- The doors are internally glazed to offer greater security.



Anti-Bump Cylinder








Heavy Duty Hook Lock



Thermally Efficient

Performance

Our doors are designed to provide the best performance possible. With the longevity of aluminium and minimal maintenance needed these doors are designed to last the test of time.

U-Value W/M ² K	U-Value W/M ² K	Air Permeability	Water Tightness	Wind Resistance
				
1.7*	1.5*	450 Pa	450 Pa	1200 Pa
As Standard	Glass Upgrade			

Threshold Options

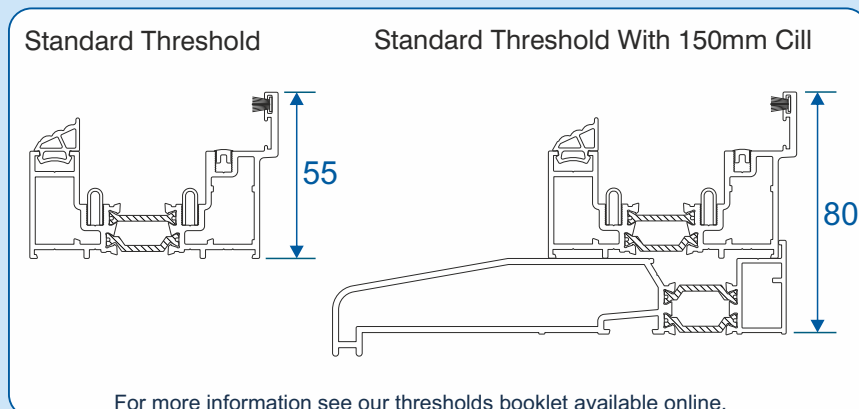
- 55mm Standard rebated threshold.
- Cills come in 4 projections of 85mm, 150mm, 190mm or 225mm and are all 25mm in height.
- Standard rebated threshold can be sunk into the floor to create minimal step over and give maximum weather performance.



Standard Threshold*1



Standard Threshold With Cill*1



* Subject to test result being confirmed.
*Images are for illustrative purposes only.

Colours

DUR Colours - Flat Paint Finish

Std White
(9010 G)



White
(9010 M)



Black
(9005 M)



Dark Grey
(7016 M)



Medium Grey
(9007 Met.)



Silver Grey
(9006 Met.)



Trend Colours - Textured Paint Finish

Anthracite Grey
(DUR 14 ST)



Velour White
(DUR 001 T)



Silver Grey
(DUR 017 T)



Diamond Grey
(DUR 026 T)



Vulcan Black
(DUR 014 T)



Obsidian Black
(DUR 013 T)



RAL Colours

200+ RAL Colours



This is only a selection of the available colours. Visit our website for more options. Please note that for technical reasons associated with colour reproduction the images only give an indication of shade. No guarantee can be given that they will exactly match the powder coated product.

Hardware

Traffic Door Handles

White
Gloss



Black
Matt



Chrome
Effect



Dark Grey
7016



Trend Colour
Textured



Intermediate Panel Handles



Key Locking

- White Gloss
- Black
- 7016
- Brushed Stainless Steel
- Dur Colours
- Trend Colours

Please note some hardware may change in design as shown depending on colour availability.

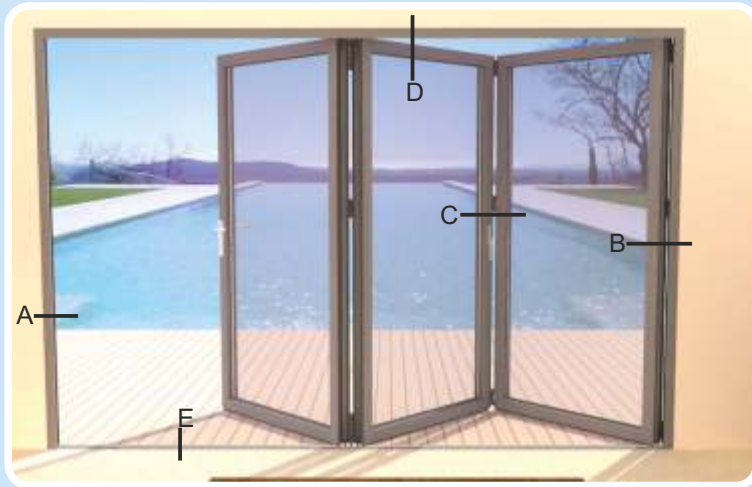
Buffer Magnets



Optional D-Handle



Technical



(A) Jamb - Locking Side

107



(B) Jamb - Hinge Side

88



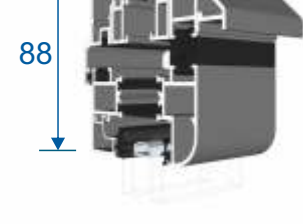
(C) Meeting Stile

94



(D) Head

88



(E) Standard Threshold

88



Slim Sight Line Of Only 94mm



Large Clear Openings



Heavy Duty Bogie Wheels



Optional Aluminium Quad Trim

All sizes in mm

Main Office & Factory

Units 4-5,
Charfleets Road,
Canvey Island,
Essex. SS8 0PQ

t: 01268 681612 (20 lines)
f: 01268 510058
e: sales@duration.co.uk
w: www.duration.co.uk

Product Showroom

Unit 1 Casino Parade,
Eastern Esplanade,
Canvey Island,
Essex. SS8 7FJ

t: 01268 695100
SatNav Directions
Use: SS8 7DN.

10 May 2021