

Smarts Aluminium Windows

47mm and 70mm Smarts System Windows



Duration Windows

Units 4-5,
Charfleets Road,
Canvey Island,
Essex. SS8 0PQ

t: 01268 681612 (15 lines)
f: 01268 510058
e: sales@duration.co.uk
w: www.duration.co.uk



DURATION WINDOWS

Aluminium Manufacturers Of Distinction Since 1985

Smarts Aluminium Windows

Our Smarts Windows are very popular, and offer everything you would expect from a quality aluminium window. The inherent strength of the aluminium means the frame is slimmer than PVCu or timber, letting the maximum amount of light into your home. These windows are available in a wide choice of finishes and colours, including dual colours and are now also available with our innovative Chelton® Handle range.


These residential aluminium windows are designed to significantly reduce heat loss and outside noise. They meet all the latest requirements for new build replacement and refurbishment projects, and provide excellent weather performance. By using high quality 28mm sealed units and polyamide thermal break technology, they will keep your home warm, quiet and comfortable all year round.



Features

- Affordable, yet high performance aluminium window system.
- “KL” colour range - Gloss White, Black, Brown, Cream, Red, Blue, Green, Dark Grey, Dark Brown, Silver Grey, Light Grey & Matt White.
- Also available in any of over 200 single or dual RAL custom colour or textured paint finish.
- Slim polyamide thermally broken 47mm and 70mm non-rusting aluminium profiles; for superior thermal efficiency.
- High weather performance with window energy rating of ‘C’.
- Espag handles & modern multi-point locking, or upgrade to Chelton Secure™ locking and our Chelton® Handle range.
- Can be supplied unglazed or glazed for 28mm glazing.
- Internally glazed or externally glazed options, with high security bead.
- Range of styles and designs to suit any home.
- Meets October 2010 building regulations, for new build as well as replacement and refurbishment projects.
- Suitable for domestic and light commercial applications.
- Can be fitted into existing or new timber frames, or direct to brick.
- Trickle vents available in 32mm head extension.

*fixed lites are externally glazed.



47mm or 70mm Profile



Bay Windows & Conservatories



Over 200 Different Colours



Many Styles And Designs



Secure Night Vent Facility

Chelton® Handle Range

With this window system you can upgrade to have Chelton® Handles and Chelton Secure™ locking. Unique to our windows, the patented Chelton® Handle range consists of a modern slim-line handle, an art deco style handle, designed to look like traditional steel window handles and a period monkey tail handle. These handles are fitted directly into the glazing bead for clean lines and for added security. With a choice of three different designs available in a range of colours there's something for everyone.

Chelton Secure™ Locking

With this window system you can upgrade to have Chelton® Handles and Chelton Secure™ Locking. The Chelton Secure™ Locking system is multi-point, multi-side locking. Six* plus locking points secure your windows on three sides, while high security hinges and sash jammers secure the hinge side of your windows. Chelton Secure™ Locking provides extra security and piece of mind. The locking system runs on polyamide sections making it highly resistant to corrosion.

* Please Note: Actual number of locking points will depend on the size of each opener.

High Performance

This high performance window system meets the latest October 2010 building regulations, with a window energy rating of 'C'. It achieves excellent weather ratings in accordance with the requirements of British Standards. This is achieved by using high quality Argon gas filled 28mm sealed units with a Swiss V warm edge spacerbar and the latest Polyamide thermal break technology.

Applications

- New build as well as replacement and refurbishment projects.
- Suitable for domestic and light commercial applications.

Sizing

	Side Hung	Top Hung
Minimum Height	350mm	350mm
Maximum Height	1250mm	1250mm


	Side Hung	Top Hung
Minimum Width	350mm	350mm
Maximum Width	650mm	1250mm

Maximum Sash Weight
50Kg**

Note:
If the sizes you require are less than the minimum or exceed our maximum recommended sizes contact our technical department.

The sizes detailed above are for guidance only. Sash sizes and operation will depend on hardware used, while sash heights & widths are dependant on style and design.**

Contact Us For Further Information



Slimline Chelton® Handle



Conventional Espag Handles



Side or Top Hung Casements




Easy Clean Friction Hinges



Concealed Handle Fixings Under Glazing Bead For Added Security

Chelton[®] Handle Range


Art Deco



White



Black



Brushed Steel Look

Slimline



White




Black




Chrome

Monkey Tail



White



Black

Conventional Handles



Conventional Espag Handles