



DURATION WINDOWS

Aluminium Specialists Since 1985

Commercial Screening Shop Fronts

Shoptline is an architectural aluminium system designed especially to suit the needs of commercial ground floor treatment.

A proven system, Shoptline is successful in the british marketplace, complying with the demands of architects, local authorities and property managers for projects around the UK.



Features

- Wide choice of RAL colours available
- Suitable for single or double glazing
- Choice of stile options
- Anti-finger trap options
- Fully weather stripped for high performance
- Choice of midrails - 75mm, 145mm, 200mm



Construction

Door jamb members are square cut to size and all relevant machining for lock cut-outs, hinge fixing and mechanical cleat fixing is carried out by means of router and punch tool technology. Horizontal members, such as top, bottom and middle rails, are square cut to size and all relevant machining for letter boxes, cleat locations and hardware is carried out by drill and punch tool technology. Unique mechanical cleats are located into jamb members and fixed into position by socket head screws. Horizontal members are pushed into position over the cleats and fixed. All finished joints offer exceptional strength ensuring a high performance door.

Hardware

To offer maximum security against unlawful entry through the doors, yet maintaining a pleasing appearance to the building, Duration Windows would recommend the following:

Centre pivot swing doors

Overhead transom concealed door closer in a range of strengths for door widths:

Internal up to 1250mm
External up to 1150mm*

A range of floor/threshold pivots is available for use with the overhead closer for door weights up to 200kg*

Hinged pivot doors

Having all the features of the pivot swing door, this is hung by face mounted hinges and incorporates a face mounted door closer and a rebate system along head and jambs.

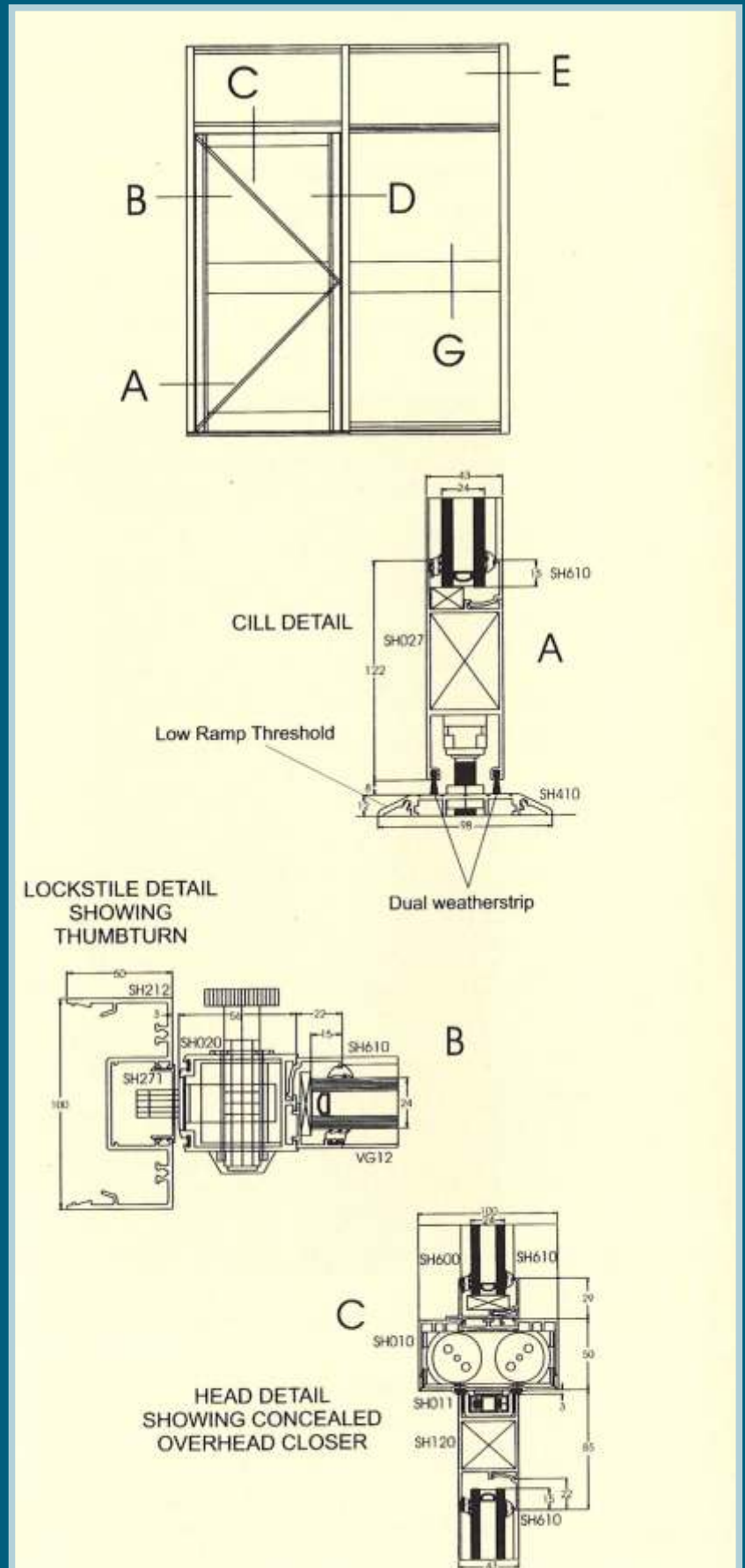
A range of hardware accessories is available to suit.

Aluminium profiles

Profiles are extruded from aluminium alloy 6063 T6 and comply with the recommendations of BS 1474.

Sections are pre-treated and finished:

Anodised Aa25 to Bs3987 in natural self colour and other agreed colours
Polyester powder organic coating to BS6496 in white high gloss
Polyester powder organic coating to BS6496 in agreed colours, matt or gloss finish.





Security Options

Duration Windows highly recommends Adams Rite locking/security systems and in particular, the Ms2200 maximum security deadlock, hook bolt which, when used in conjunction with the 4052 armoured strike, offers formidable obstruction to unlawful intrusion.

The locking system is designed to accept any standard 17mm Europrofile cylinder/thumbturn. Many locks, including armoured flush bolt, multi lock points, latch deadbolts, together with reinforced strikes, are available for use in door frames and meeting stiles to meet all requirements.

A range of fire exit devices and provision for an emergency exit from inside the building by means of a panic release horizontal crash bar, is available for single acting open-out doors. A range of push-pull pad handles is available in anodised and paint finish and colours by agreement.

Glazing

Glass shall conform to the requirements of BS6262 for thickness and type, and being either pocket glazed or bead glazed, is set dry against EPDM PVC or nitrate gaskets. Glazing beads and gaskets will accommodate glass of 6mm, 7mm, 8mm, 9mm, 10mm, 11mm, 12mm, 24mm, 25mm, 26mm, 27mm and 28mm nominal thickness and meet with the requirements of Bs6262 code of practice for glazing for buildings.

Framework

Framework profiles, when joined together, form an even sight line of 50mm on face with an inside to outside depth of 100mm.

The system is shuffle glazed for normal installations and can be bead glazed for high security requirements where the glass is required to be glazed from the inside.

Framework designed drainage cill to remove any ingree of moisture within the system.

Construction

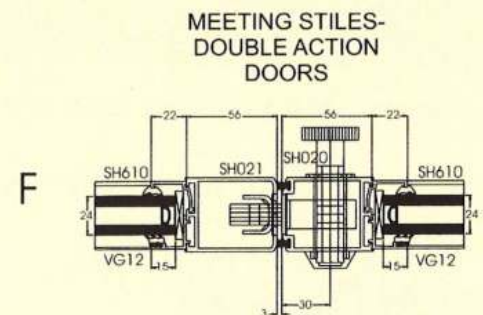
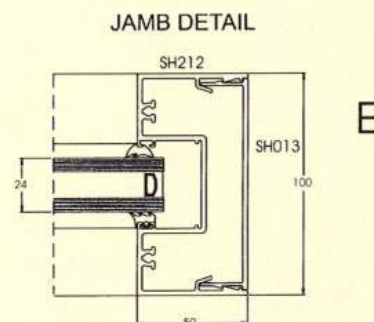
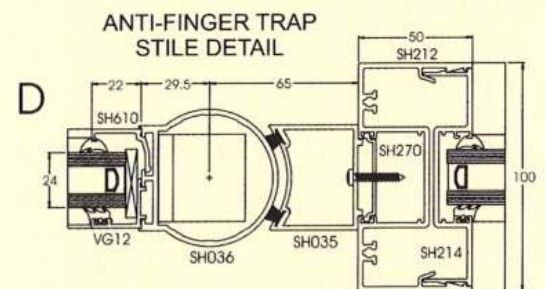
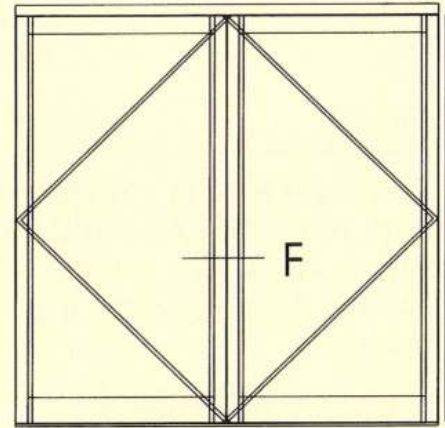
Profiles are square cut and a suitable small gap sealer is applied to the abutment faces and members jointed to each other by means of self-tapping screws driven into screw receptacles in the profiles. Excess sealer is then promptly removed.

All fixings used in construction are either stainless steel or other suitable corrosion resistant material to provide resistance to both atmospheric and electrolytic corrosion. Drainage at cill is provided by incorporating 25mm x 25mm drainage slots.

Product Range

Commercial screenwork and entrance doors to satisfy all ground floor treatments are manufactured to the required design.

Size limitations of screenwork or door is dependant on many factors such as type and weight of door, height of screenwork and the subsequent calculation results based on the mechanical strength of the profiles, type of glazing used, location and height of building.





Doors

Doors are internally bead glazed for high security and are hung over a low threshold or no threshold for wheelchair access and a safe pedestrian walk through.

A range of hardware and accessories is available.

Centre pivot swing door

A twin weather-stripped swing door offering the maximum resistance to inclement weather conditions is suitable as single or double doors for installation into screenwork or direct to the building.

Doors have a flat feature to inside face of stile allowing the fitment of various locking systems. The lock face is situated between two lines of weather stripping, thereby eliminating the need to break the seal around the locking area. The lock is securely mounted into stiles by means of pillar supports tapped through the rear of the stile or by means of unique fixing tags inserted into housing inside the stile. The lock face plate is flush with the surface of the stile.

Doors are hung using concealed overhead transom closers and floor to threshold pivot sets, security is offered by means of a high security hook bolt, which locks into armoured keeps set into mating outer frame jamb member or into slave stile when a pair of doors is required.

Centre pivot swing door with anti-finger trap device

With the ever increasing demand for safety in use, an anti-finger trap device is included. This device ensures that the hinged side of the door is always in contact with the outer frame jamb no matter what position the door is in during its opening mode.

This door offers the same qualities of twin weather stripping as well as a full range of hardware and accessories to suit.

Hinged pivot door

Having all the features of the pivot swing door, this door is hung by three face mounted hinges and incorporates a face mounted door closer and a rebate system along head and jambs. A range of hardware and accessories is available to suit.