

Stealth Sideshift

SIMPLE DOCKING FOR EVERY BOAT



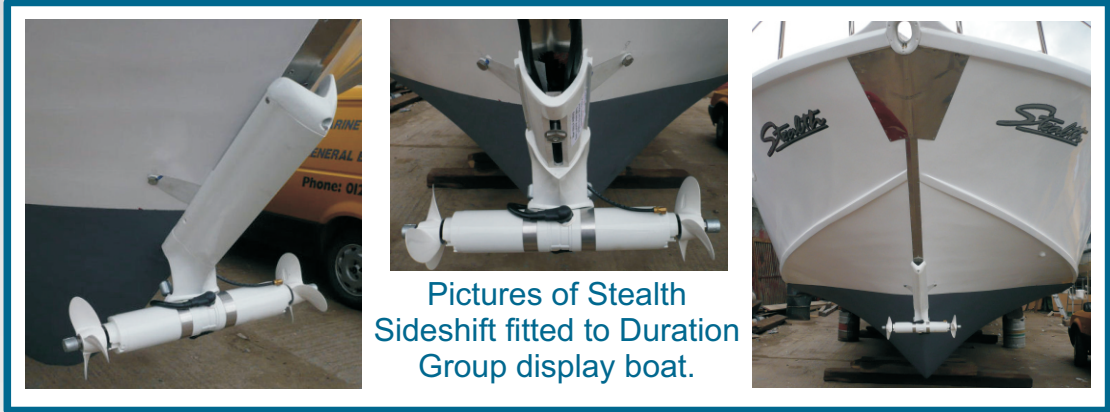
SELECTION CHART

1 CHOOSE YOUR BOAT

2 CHOOSE YOUR BOAT SIZE


3 CHOOSE YOUR THRUSTER

	20' to 30'	30' to 40'	40' to 50'	50' to 80'		Thrusters
CRUISER WITH UPPER HELM	SS230 BOW	SS340 BOW	ST380 STERN		SS230 20-30 ft. SS340 30-40 ft. SS350 40-50 ft. SS380 50-80 ft. ST340 20-40 ft. ST350 40-50 ft. ST380 50-80 ft.	
	ST340 STERN		SS350 BOW	SS380 BOW		
SPORT CRUISER	SS230 BOW	SS340 BOW	ST380 STERN			
	ST340 STERN		SS350 BOW	SS380 BOW		
TRAWLER	SS230 BOW	SS340 BOW	ST380 STERN			
	ST340 STERN		SS350 BOW	SS380 BOW		
		ST350 STERN				



Pictures of Stealth Sideshift fitted to Duration Group display boat.


MODEL: ST380



MODEL: SS230



MODEL: SS340 & SS350

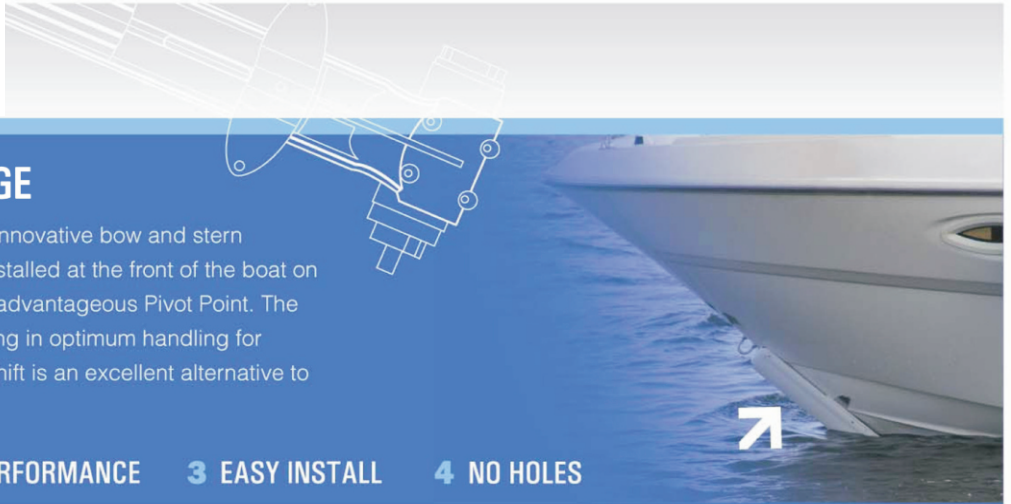


MODEL: ST340 & ST350



DURATION GROUP

Tel: 01268 681612
 Fax: 01268 510058
 E-Mail: sales@duration.co.uk
 Website: www.duration.co.uk



SIDESHIFT ADVANTAGE

Sideshift offers a complete line of innovative bow and stern thrusters. Sideshift thrusters are installed at the front of the boat on the exterior of the hull creating an advantageous Pivot Point. The performance is exceptional resulting in optimum handling for boats of all types and sizes. Sideshift is an excellent alternative to thru-hull systems.

- 1** LOW COST **2** GREAT PERFORMANCE **3** EASY INSTALL **4** NO HOLES



AVAILABLE FOR ALL TYPES OF BOATS

Sideshift can accommodate all types of boats and sizes. Whether you own a cruiser, sailboat, trawler, cuddy, pontoon or house boat, Sideshift provides both bow and stern configurations to meet your needs. Custom engineering is also available.



PIVOT POINT ADVANTAGE

Sideshift bow thrusters are positioned externally at the front of the bow. Mounted at the most forward point of the boat, the thruster's propulsion utilizes maximum leverage. This results in immediate response with low vibration and noise.



OUTSTANDING PRICE ~ PERFORMANCE

Sideshift thrusters have an excellent price to performance ratio. When the total cost of hardware and installation is considered, Sideshift thrusters compare very favorably with traditional thru-hull systems.



LITTLE OR NO DRAG

With boats that plane, a Sideshift thruster creates no drag since it rises up out of the water. With "non planing" craft, the minimal drag produced is comparable to the drag caused by the holes of conventional thrusters.



EASY TO INSTALL

Sideshift thrusters are easy to install. Installations can take less than one day and may be performed by the boat owner. A Sideshift thruster can be installed when the boat is still in the water. It is also transferable from one boat to another.



DURATION GROUP